

# PRICE LIST 2023

POINT OF SALE PRICE LIST

VALID FROM 01 - 02 - 2023

EXCL. VAT / EXCL. TRANSPORT

**Architectural  
Fire  
Places**

*Metalfire*





## WOOD

- 3 ULTIME D
- 13 UNIVERSAL

## GAS

- 23 AVENUE *plus* / AVENUE
- 53 Metaloterm UK
- 63 Metaloterm US
- 75 URBAN

## MADE-TO-MEASURE

- 87 **CUSTOM MADE**

## ACCESSORIES

- 90 AIRBOX
- 92 METALFORMS
  - 92 Firegrid
  - 93 Fire poker
  - 94 Anemone

## AFTER SALES

- 96 SERVICE BOX
- 110 INTERIOR FINISH

*Metalfire*

**TAKING OUR  
MADE TO  
MEASURE  
FIREPLACES TO  
THE NEXT LEVEL**





## THE FIREPLACE AS A **DESIGN PRODUCT**

Beauty defines strategy at Metalfire.  
From entirely made-to-measure fireplaces  
to standard models, beauty and simplicity  
are always at the heart of our work.

Then again, you can never separate  
beauty from its context. That's why here  
at Metalfire we design our fireplaces to be  
compatible with any interior. Then, with  
the skilled hands of our craftsmen, the  
designer's vision is expertly translated into  
either a made-to-measure fireplace or an  
adaptation of a standard model.

In the end, through the combined skills of  
our designers and craftsmen, our fireplaces  
remain not just functional but true  
design products of beauty, elegance and  
outstanding performance.

“BEAUTY  
DEFINES  
**OUR**  
**STRATEGY”**

# DEAR PARTNER,

Our price list not only performs the role of an informative document, but also acts as a valuable sales tool which we believe will be fundamental to your sales process.

**MADE-TO-  
MEASURE  
IS OUR  
COMPETENCE**





# WOOD

3 ULTIME D  
13 UNIVERSAL

*Metalfire*





# WOOD FIREPLACE WITH SLIDING DOOR ULTIME Dynamic Combustion



The Ultime D and C fireplaces are available with both cast-iron and ceramic finish.  
The bottom of the front models is equipped with an ash pan and combustion grate as standard.  
Ultime D corner model (2S), three sides (3S), brick (BRICK) and tunnel (T) are equipped with ceramic bottom as standard. They are available with an ash pan and combustion grate for an additional charge.

## DELIVERY PERIODS

**FIREPLACE:** 2 to 4 weeks from order confirmation

**FIREPLACE + FINISHING FRAME:** 4 to 6 weeks from order confirmation

**FIREPLACE + MADE-TO-MEASURE CONCEPT:** 10 to 12 weeks from order confirmation

## DYNAMIC COMBUSTION – SPECIFICATIONS AND USE

- > closed wood fireplace with high efficiency +80%
- > sliding/lifting glass door
- > dynamic combustion system with primary, secondary and tertiary air supply
- > **room air-independent** (except for ULTIME C MF 1300-50 WHE 1S)
- > direct fresh air supply connection is compulsory
- > **suitable for:**
  - conversions/renovations
  - new homes with ventilation type A/B/C/D
- > less suitable for passive homes



## KEY TERMS

### MF 600-50 WHE 1S, 2S L/R, 3S

<b>600-50</b>	width <b>60</b> x height <b>50</b> cm fireplace/combustion opening (see technical specifications for exact dimensions)
<b>MF</b>	<b>MetalFire</b>
<b>WHE</b>	<b>Wood High Efficiency</b>
<b>1S</b>	<b>1</b> Side open (front model)
<b>2S L/R</b>	<b>2</b> Sides open (corner model), <b>L</b> Left side open, <b>R</b> Right side open
<b>3S</b>	<b>3</b> Sides open (3-sided open model)
<b>T</b>	<b>Tunnel</b> (see-through model)

## WARRANTY TERMS

5 year guarantee for the general structure of the appliance.

1 year guarantee for the following wearing parts: ribbed cast iron panels and combustion grate.

No guarantee for glass breakage of ceramic glass (is under no circumstances covered by the manufacturer's guarantee, but rather by an all-risk home policy).

Spare parts are delivered free of charge within the guarantee period.

Any services provided outside of the guarantee period will result in an excess charge levied to cover material/work costs and travel expenses.

**All ULTIME D fireplaces + model ULTIME C MF 1300-50 WHE 1S are CE inspected and comply with EN 13229 standard and eco design 2022.**

**All ULTIME fireplaces are 100% produced and assembled in Belgium.**

**FIREPLACES**

H 50 cm

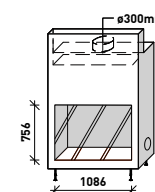
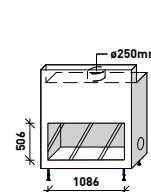
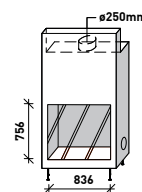
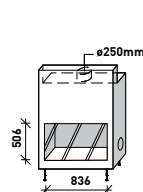
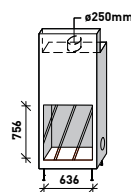
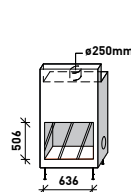
H 75 cm

H 50 cm

H 75 cm

H 50 cm

H 75 cm

**FRONT**

**MF 600-50 WHE 1S**
**MF 600-75 WHE 1S**
**MF 800-50 WHE 1S**
**MF 800-75 WHE 1S**
**MF 1050-50 WHE 1S**
**MF 1050-75 WHE 1S**
**ORIGINAL FINISH BLACK**
**€ 4.979**
**€ 5.670**
**€ 6.114**
**€ 6.431**
**€ 6.683**
**€ 7.440**
**ROUND FINISH BLACK**
**€ 5.459**
**€ 6.219**
**€ 6.709**
**€ 7.055**
**€ 7.333**
**€ 8.166**
**TRIANGLE FINISH BLACK**
**€ 5.459**
**€ 6.219**
**€ 6.709**
**€ 7.055**
**€ 7.333**
**€ 8.166**
**CERAMIC FINISH** concrete look


**€ 5.459**
**€ 6.219**
**€ 6.709**
**€ 7.055**
**€ 7.333**
**€ 8.166**
**SUPPLEMENT ASH PAN AND COMBUSTION GRATE**
**included**
**included**
**included**
**included**
**included**
**included**
**POWER (output range)\***
**8-13,8\* kW**
**12-18,8\* kW**
**10-16,6\* kW**
**14-21,2\* kW**
**12-19,4\* kW**
**15-23,5\* kW**
**EFFICIENCY (power rated efficiency)**
**80%**
**80%**
**80%**
**80%**
**80%**
**81%**
**CO-EMISSION**
**0,09%**
**0,07%**
**0,07%**
**0,08%**
**0,06%**
**0,08%**
**FINE DUST EMISSION**
**33 mg/Nm<sup>3</sup>**
**20 mg/Nm<sup>3</sup>**
**32 mg/Nm<sup>3</sup>**
**30 mg/Nm<sup>3</sup>**
**30 mg/Nm<sup>3</sup>**
**40 mg/Nm<sup>3</sup>**
**ECOLABEL** EU

**A+**
**A+**
**A+**
**A+**
**A+**
**A+**
**defra** UK

**✓**
**✓**
**✓**
**✓**
**✓**
**✓**
**ARIA PULITA** IT

**★★★★**
**★★★★**
**★★★★**
**★★★★**
**★★★★**
**★★★★**

Use of the insert grill applies here (except for model 600-50 and 600-75).

**INTERIOR FINISH  
FIREPLACES**
**ORIGINAL FINISH**


Vertical ribbed cast iron panels  
(20 mm)

**ROUND FINISH**


Vertically rounded cast iron  
(20mm)

**TRIANGLE FINISH**

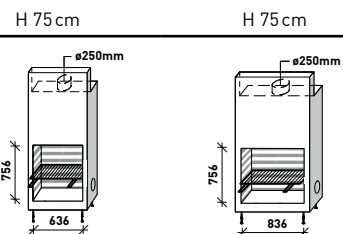

Vertically serrated cast iron  
(20mm)

**CERAMIC FINISH**


Concrete look - flat design only

## FIREPLACES

### BBQ




MF 600-75 WHE 1S BBQ MF 800-75 WHE 1S BBQ

ORIGINAL FINISH BLACK	€ 6.592	€ 7.169
ROUND FINISH BLACK	€ 7.251	€ 7.886
TRIANGLE FINISH BLACK	€ 7.251	€ 7.886
SUPPLEMENT BBQ GRILL	€ 705	€ 858
SUPPLEMENT ASH PAN AND COMBUSTION GRATE	included	included
POWER (output range)*	12-18,8 *kW	14-21,2 *kW
EFFICIENCY (power rated efficiency)	80%	80%
CO-EMISSION	0,07%	0,08%
FINE DUST EMISSION	20 mg/Nm <sup>3</sup>	30 mg/Nm <sup>3</sup>
ECOLABEL EU	A+	A+
defra UK	✓	✓
ARIA PULITA IT	★★★★	★★★★★

## INTERIOR FINISH FIREPLACES

### ORIGINAL FINISH



Vertical ribbed cast iron panels (20 mm)

### ROUND FINISH



Vertically rounded cast iron (20mm)

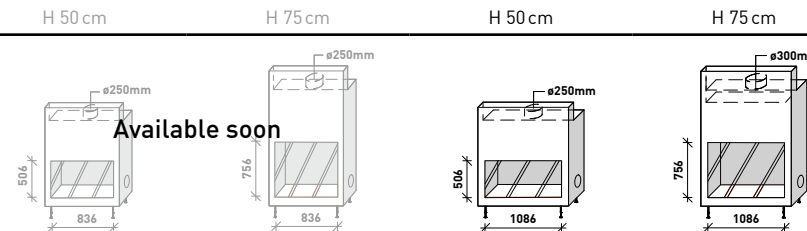
### TRIANGLE FINISH



Vertically serrated cast iron (20mm)

## FIREPLACES

### BRICK



MF 800-50 WHE 1S BRICK MF 800-75 WHE 1S BRICK MF 1050-50 WHE 1S BRICK MF 1050-75 WHE 1S BRICK

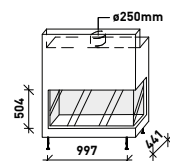
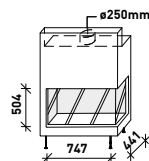
BRICK FINISH	-	-	€ 6.549	€ 7.228
SUPPLEMENT ASH PAN AND COMBUSTION GRATE	-	-	€ 455	€ 455
POWER (output range)*	-	-	16-25,2*kW	16-25,2*kW
EFFICIENCY (power rated efficiency)	-	-	79%	79%
CATALYST	-	-	✓	✓
CO-EMISSION	-	-	0,05%	0,05%
FINE DUST EMISSION	-	-	30 mg/Nm <sup>3</sup>	30 mg/Nm <sup>3</sup>
ECOLABEL EU	-	-	A	A
defra UK	-	-	✓	✓
ARIA PULITA IT	-	-	★★★★	★★★★★

▲ Masonry not included

**FIREPLACES**

H 50 cm

H 50 cm

**2-SIDED**

MF 800-50 WHE 2S L/R V20

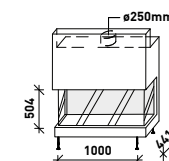
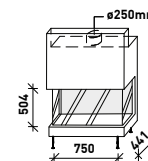
MF 1050-50 WHE 2S L/R V20

ORIGINAL FINISH BLACK	~~~~~	€ 8.323	€ 8.954
ROUND FINISH BLACK	~~~~~	€ 9.138	€ 9.647
TRIANGLE FINISH BLACK	~~~~~	€ 9.138	€ 9.647
CERAMIC FINISH concrete look		€ 9.138	€ 9.647
SUPPLEMENT ASH PAN AND COMBUSTION GRATE		€ 455	€ 455
POWER (output range)*		10-16,1*kW	13-19,8*kW
EFFICIENCY (power rated efficiency)		82%	84%
CO-EMISSION		0,061%	0,072%
FINE DUST EMISSION		24 mg/Nm <sup>3</sup>	30 mg/Nm <sup>3</sup>
ECOLABEL EU		A+	A+
defra UK			
ARIA PULITA IT		★★★★★	★★★★★

**FIREPLACES**

H 50 cm


H 50 cm

**3-SIDED**

MF 800-50 WHE 3S V20

MF 1050-50 WHE 3S V20

ORIGINAL FINISH BLACK	~~~~~	€ 8.828	€ 9.427
ROUND FINISH BLACK	~~~~~	€ 9.693	€ 10.168
TRIANGLE FINISH BLACK	~~~~~	€ 9.693	€ 10.168
CERAMIC FINISH concrete look		€ 9.693	€ 10.168
SUPPLEMENT ASH PAN AND COMBUSTION GRATE		€ 455	€ 455
POWER (output range)*		10-16,1*kW	13-19,8*kW
EFFICIENCY (power rated efficiency)		82%	84%
CO-EMISSION		0,061%	0,072%
FINE DUST EMISSION		24 mg/Nm <sup>3</sup>	30 mg/Nm <sup>3</sup>
ECOLABEL EU		A+	A+
defra UK			
ARIA PULITA IT		★★★★★	★★★★★

**INTERIOR FINISH  
FIREPLACES****ORIGINAL FINISH**Vertical ribbed cast iron panels  
(20 mm)**ROUND FINISH**Vertically rounded cast iron  
(20 mm)**TRIANGLE FINISH**Vertically serrated cast iron  
(20 mm)**CERAMIC FINISH**

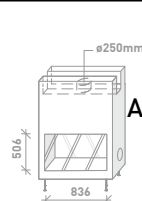
Concrete look - flat design only

## FIREPLACES

### TUNNEL

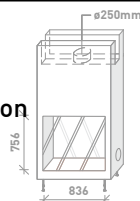


H 50 cm

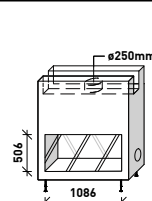


Available soon

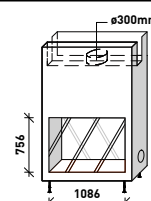
H 75 cm



H 50 cm



H 75 cm



MF 800-50 WHE T

MF 800-75 WHE T


MF 1050-50 WHE T

MF 1050-75 WHE T

ORIGINAL FINISH BLACK	-	-	€ 8.400	€ 8.900
ROUND FINISH BLACK	-	-	€ 9.225	€ 9.775
TRIANGLE FINISH BLACK	-	-	€ 9.225	€ 9.775
CERAMIC FINISH concrete look	-	-	€ 9.225	€ 9.775
SUPPLEMENT ASH PAN AND COMBUSTION GRATE	-	-	€ 455	€ 455
POWER (output range)*	-	-	16-25,2*kW	16-25,2*kW
EFFICIENCY (power rated efficiency)	-	-	79%	79%
CATALYST	-	-	✓	✓
CO-EMISSION	-	-	0,05%	0,05%
FINE DUST EMISSION	-	-	30 mg/Nm <sup>3</sup>	30 mg/Nm <sup>3</sup>
ECOLABEL EU	-	-	A	A
defra UK	-	-	✓	✓
ARIA PULITA IT	-	-	★★★★★	★★★★★

### INTERIOR FINISH FIREPLACES

#### ORIGINAL FINISH



Vertical ribbed cast iron panels (20 mm)

#### ROUND FINISH



Vertically rounded cast iron (20mm)

#### TRIANGLE FINISH



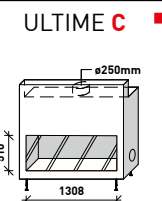
Vertically serrated cast iron (20mm)

#### CERAMIC FINISH



Concrete look - flat design only

H 50 cm



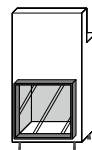
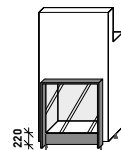
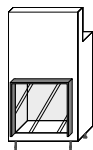
ULTIME C



MF 1300-50 WHE 1S

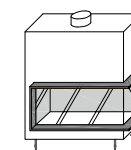
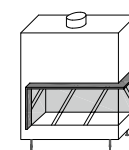
€ 6.771
€ 7.430
€ 7.430
€ 7.430
included
19-27*kW
78%
0,10%
26 mg/Nm <sup>3</sup>
A
★★★★★

■ model ULTIME C 1300-50 WHE 1S is non room air-independant

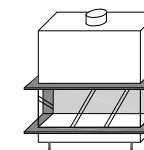
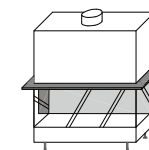
**FIREPLACE OPTIONS****FINISHING FRAMES**SPECIFICATIONS  
steel 90 x 10 mm**FRONT**

	3-SIDED		3-SIDED + PLINTH		4-SIDED	
	BLACK	MAPLE GOLD TERRACOTTA	BLACK	MAPLE GOLD TERRACOTTA	BLACK	MAPLE GOLD TERRACOTTA
MF 600-50 WHE 1S	€ 849	€ 1.362	€ 1.070	€ 1.638	€ 985	€ 1.532
MF 600-75 WHE 1S	€ 865	€ 1.362	€ 1.085	€ 1.657	€ 1.000	€ 1.550
MF 800-50 WHE 1S & T(UNNEL)	€ 865	€ 1.362	€ 1.085	€ 1.657	€ 1.000	€ 1.550
MF 800-75 WHE 1S & T(UNNEL)	€ 880	€ 1.400	€ 1.099	€ 1.674	€ 1.017	€ 1.572
MF 1050-50 WHE 1S & T(UNNEL)	€ 880	€ 1.400	€ 1.099	€ 1.674	€ 1.017	€ 1.572
MF 1050-75 WHE 1S & T(UNNEL)	€ 895	€ 1.419	€ 1.183	€ 1.779	€ 1.032	€ 1.590
ULTIME <b>C</b> MF 1300-50 WHE 1S	€ 895	€ 1.419	€ 1.183	€ 1.779	€ 1.032	€ 1.590

The **FINISHING FRAMES** are also available in varying sizes and specifications.  
Price provided upon request by email at [calculation@metalfire.eu](mailto:calculation@metalfire.eu)

SPECIFICATIONS  
steel 90 x 10 mm**2-SIDED**

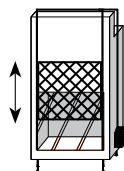
	4-SIDED		6-SIDED	
	BLACK	MAPLE GOLD TERRACOTTA	BLACK	MAPLE GOLD TERRACOTTA
MF 800-50 WHE 2S L/R	€ 1.000	€ 1.550	€ 1.123	€ 1.704
MF 1050-50 WHE 2S L/R	€ 1.017	€ 1.572	€ 1.137	€ 1.722

SPECIFICATIONS  
steel 90 x 10 mm**3-SIDED**

	5-SIDED		8-SIDED	
	BLACK	MAPLE GOLD TERRACOTTA	BLACK	MAPLE GOLD TERRACOTTA
MF 800-50 WHE 3S	€ 1.092	€ 1.665	€ 1.304	€ 1.930
MF 1050-50 WHE 3S	€ 1.107	€ 1.684	€ 1.335	€ 1.969

#### OPTIONAL SLIDING SPARK SCREEN in black wire mesh

FRONT

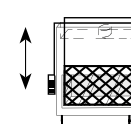


the optional sliding spark screen is mounted in front of the ULTIME fireplace, adding depth to the front, and width to the left OR right side (to specify at order)

	BLACK	MAPLE GOLD TERRACOTTA
MF 600-50 WHE 1S	€ 1.190	€ 1.788
MF 600-75 WHE 1S	€ 1.419	€ 2.074
MF 800-50 WHE 1S & T(UNNEL)	€ 1.343	€ 1.979
MF 800-75 WHE 1S & T(UNNEL)	€ 1.651	€ 2.364
MF 1050-50 WHE 1S & T(UNNEL)	€ 1.535	€ 2.219
MF 1050-75 WHE 1S & T(UNNEL)	€ 1.938	€ 2.723
ULTIME C MF 1300-50 WHE 1S	€ 1.727	€ 2.459

#### OPTIONAL SLIDING SPARK SCREEN in black wire mesh

2-SIDED

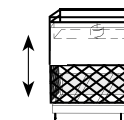


the optional sliding spark screen is mounted in front of the ULTIME fireplace, adding depth to the front, and width to the left OR right side (to specify at order)

	BLACK	MAPLE GOLD TERRACOTTA
MF 800-50 WHE 2S V20	€ 1.715	€ 2.444
MF 1050-50 WHE 2S V20	€ 2.168	€ 3.010

#### OPTIONAL SLIDING SPARK SCREEN in black wire mesh

3-SIDED

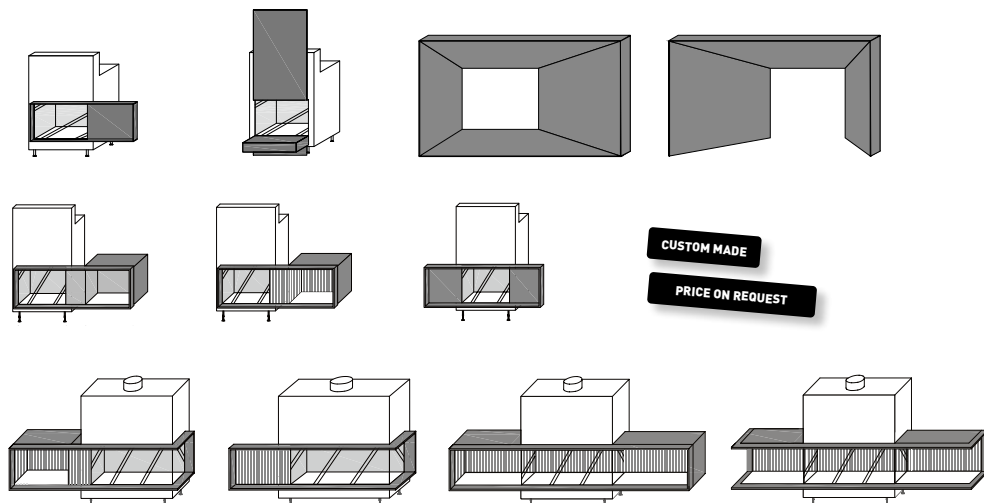


the optional sliding spark screen is mounted in front of the ULTIME fireplace, adding depth to the front, and width to the left OR right side (to specify at order)

	BLACK	MAPLE GOLD TERRACOTTA
MF 800-50 WHE 3S V20	€ 1.947	€ 2.734
MF 1050-50 WHE 3S V20	€ 2.441	€ 3.352

**CONCEPTS**

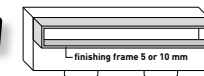
**CONCEPTS MADE-TO-MEASURE:** other concepts, extensions, wood niches, shelves, floor plates, ... are also available made-to-measure. For prices, please send your plan/draft/design to [calculation@metalfire.eu](mailto:calculation@metalfire.eu). See MADE-TO-MEASURE p. 87

**OPTIONS FOR VENTILATION AND FLUE****OPTIONS FOR VENTILATION**

AIRBOX-convection set (2x Airboxlight, 1x Airboxdoor, 5m flexible, 4x locking band, 1 mechanical fresh air valve Ø150mm) **€ 779**

DOUBLE AIRBOX-convection set (4x Airboxlight, 2x Airboxdoor, 2x 5m flexible, 8x locking band, 1 mechanical fresh air valve Ø150mm) **€ 1.450**

Made-to-measure CONVECTION AIR SLOT  
For prices, please send your plan/draft/design to  
[calculation@metalfire.eu](mailto:calculation@metalfire.eu)

**CUSTOM MADE****on request****OPTIONS FOR FLUE****FLUE GAS FAN**

**RSV12** flue gas fan (ver. outlet) with digital speed controller and temperature sensor + safety switch + connection plate (anti-vibration) **€ 2.680**

**RS12** flue gas fan (hor. outlet) with digital speed controller and temperature sensor **EFC18** + safety switch + connection plate (anti-vibration) **€ 2.251**

**RSHT12** flue gas fan (hor. outlet - high temperature) with digital speed controller and temperature sensor **EFC18** + safety switch + connection plate (anti-vibration) **€ 2.680**

**RSV12** flue gas fan (ver. outlet) with wireless smart controller **Xzense** + safety switch + connection plate (anti-vibration) **€ 3.393**

**RS12** flue gas fan (hor. outlet) with wireless smart controller **Xzense** + safety switch + connection plate (anti-vibration) **€ 2.694**

**RSHT12** flue gas fan (hor. outlet - high temperature) with wireless smart controller **Xzense** + safety switch + connection plate (anti-vibration) **€ 3.393**

**INTERIOR FINISH CONCEPTS MADE-TO-MEASURE****ORIGINAL FINISH**

Vertical ribbed cast iron panels  
(20 mm)

**ROUND FINISH**

Vertically rounded cast iron  
(20mm)

**TRIANGLE FINISH**


Vertically serrated cast iron  
(20mm)

**CERAMIC FINISH**

Concrete look - flat design only  
(not for BBQ)



## ACCESSORIES

Freestanding BBQ Grill + bracket in Stainless steel		width 60 cm	width 80 cm
	MF 800-75 WHE 1S		
	MF 1050-75 WHE 1S		
	MF 800-50 WHE T		
	MF 800-75 WHE T	€ 925	€ 993
	MF 1050-50 WHE T		
	MF 1050-75 WHE T		

## SPARE PARTS

Teflon spray for door guide system 125 ml (1 item)		€ 57,20
Heat resistant paint/spray, black, 400 ml (12 item box)		€ 360
Cold handle/door key		€ 23
Cast iron fire grate (only available for fireplaces 1S – FRONT-fireplaces) 290x255		€ 78/p.
Ceramic combustion grate (only available for models 2S, 3S and Tunnel) 253x305		€ 84/p.
Ceramic combustion grate Ultime D 377x397		€ 109/p.
Door rope seal (bottom)	MF 600-50 WHE 1S	€ 18
	MF 600-75 WHE 1S	€ 18
	MF 800-50 WHE 1S & T(UNNEL)	€ 22
	MF 800-75 WHE 1S & T(UNNEL)	€ 22
	MF 1050-50 WHE 1S & T(UNNEL)	€ 29
	MF 1050-75 WHE 1S & T(UNNEL)	€ 29
	MF 800-50 WHE 2S L/R	€ 33
	MF 1050-50 WHE 2S L/R	€ 41
	MF 800-50 WHE 3S	€ 43
	MF 1050-50 WHE 3S	€ 50
Glass door panel	ULTIME C MF 1300-50 WHE 1S	€ 35
	MF 600-50 WHE 1S	€ 297
	MF 600-75 WHE 1S	€ 349
	MF 800-50 WHE 1S & T(UNNEL)	€ 349
	MF 800-75 WHE 1S & T(UNNEL)	€ 417
	MF 1050-50 WHE 1S & T(UNNEL)	€ 417
	MF 1050-75 WHE 1S & T(UNNEL)	€ 498
	MF 800-50 WHE 2S L/R	€ 724
	MF 1050-50 WHE 2S L/R	€ 1.058
	MF 800-50 WHE 3S	€ 1.100
	MF 1050-50 WHE 3S	€ 1.262
	ULTIME C MF 1300-50 WHE 1S	€ 498

## FIRST AID

### CUSTOMER SUPPORT

The customer service department is at the heart of our after-sales service. You can direct all your questions here. If necessary, they will refer you to the most appropriate person.

+32 (0)9 261 51 95

### CALCULATIONS

In addition to the equipment price and standard design concepts which you will find noted in this price list, you can also contact our calculation service. Our calculations department will help you with your offers for both made to measure equipment and for the design of made to measure fireplaces.

+32 (0)9 261 51 92 — [calculation@metalfire.eu](mailto:calculation@metalfire.eu)

### ORDERS

This department centralizes and manages orders. Incoming orders are included in the production schedule. You will then receive an order confirmation with a specific delivery timescale. This department is also available for product status updates.

+32 (0)9 261 51 95 — [order@metalfire.eu](mailto:order@metalfire.eu)

### PROJECT ENGINEERING

All made to measure components are designed by our project engineers. These 3D drawings are then sent to the customer for confirmation. After confirmation, these primary designs are turned into finalised production drawings.

+32 (0)9 261 51 99 — [robby.viaene@metalfire.eu](mailto:robby.viaene@metalfire.eu) - [kristof.de.groote@metalfire.eu](mailto:kristof.de.groote@metalfire.eu)

### AFTER SALES SUPPORT

For technical questions after placement, service and any call outs, you can contact our customer service department.

+32 (0)9 261 53 08 — [service@metalfire.eu](mailto:service@metalfire.eu)

### FINANCE

You can go to our finance department for questions regarding payments and invoicing.

[finance@metalfire.eu](mailto:finance@metalfire.eu)

### SUPPORT

You can contact our technical and sales support for any advice or questions surrounding the technicality of the product before placing your order. This can range from monitoring your information plan to information on the flue, dimensions and specifics of our models

[support@metalfire.eu](mailto:support@metalfire.eu)


### TECHNICAL DRAWINGS

All drawings for ULTIME D fireplaces can be downloaded in PDF, DWG, BIM and STEP (3D) format from [www.metalfire.eu](http://www.metalfire.eu). Drawings for made to measure parts are made after the order, before final production and will be presented for approval at least 6 weeks before delivery.

### ATTENTION!

After your approval, adjustments can only be made subject to additional payment of worked hours and materials.

**So please check the drawings and adjusted order confirmation thoroughly.**



# WOOD FIREPLACE WITH LIFTABLE FIRESCREEN UNIVERSAL

**CUSTOM MADE**

The UNIVERSAL collection can be entirely made-to-measure. Fireplaces are not available from stock and are only produced to order.

Prices for separate fireplace parts; flue, spark screen, ash pan, combustion grate etc., are dimension specific and provided on request.

Fully in-built fireplace constructions are dimension specific and priced according to the dimensions stated below.

Prices for other dimensions are provided on request.

Prices for optional finishing frames and concepts are also available on request.

The basic version includes the interior finish ORIGINAL (vertical ribbed cast-iron), an ash pan, combustion grate and liftable firescreen in black wire mesh.

## DELIVERY PERIODS

Delivery periods vary depending on form and dimension. An average of 10 to 12 weeks from order confirmation can be expected for both **FIREPLACES** and any additional **CONCEPTS**.

## SPECIFICATIONS AND USE

- › traditional fireplace system with sliding spark screen in black wire mesh
- › traditional combustion system with fresh air connection
- › collection with parts manufactured for traditional fireplaces in brickwork, flue with closing flue gas valve, ash pan with combustion grate, vertical ribbed cast iron interior, liftable firescreen
- › for simple on site installation, parts can be supplied as a one entity appliance, and as a safe and aesthetic equivalent of a brickwork fireplace
- › optional convection system with convection jacket
- › non room air-independent
- › direct fresh air supply connection is recommended
- › **suitable for**
  - conversions/renovations
  - new homes with ventilation type A/B/C
  - new homes with ventilation type D (balanced ventilation) with optional flue gas fan and ventilation fan, and if necessary additional optional an electric flue gas valve and (an) air valve(s)
- › unsuitable for passive homes

## KEY TERMS

### MF 800-50 W 1S, 2S L/R, 3S, T

**800-50** width **80** x height **50** cm fireplace/combustion opening  
(see technical specifications for exact dimensions)

**MF** **MetalFire**

**W** **Wood burning**

**1S** **1 Side open** (front model)

**2S L/R** **2 Sides open** (corner model), **Left side open**, **Right side open**

**3S** **3 Sides open** (3-sided open model)

**T** **Tunnel** (see-through fireplace)

**3S EXT** **3 Sides open EXTended** (roomdivider)

**BBQ** **Barbecue**

## WARRANTY TERMS

5 year guarantee for the general structure of the appliance.

2 year guarantee for any fan fitted.

1 year guarantee for the vertical ribbed cast iron panels and flue gas valve.

No guarantee for glass. (The breakage of ceramic glass is under no circumstances covered by the manufacturer's guarantee, but rather by an all-risk home policy).

Spare parts are delivered free of charge within the guarantee period.

Any services provided outside of the guarantee period will result in an excess charge levied to cover material/work costs and travel expenses.

**All UNIVERSAL fireplaces are 100% produced and assembled in Belgium.**

**FIREPLACES**

H 50 cm

H 75 cm

H 50 cm

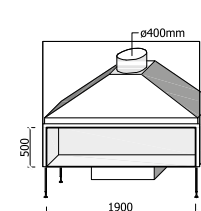
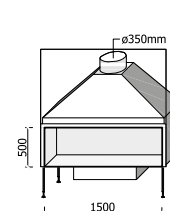
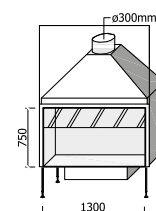
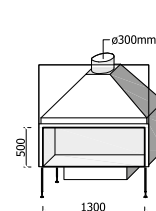
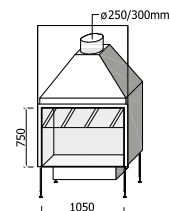
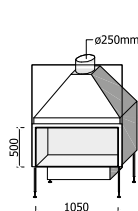
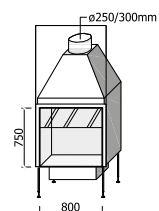
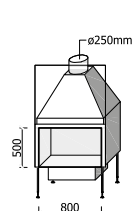

H 75 cm

H 50 cm

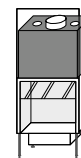
H 75 cm

H 50 cm

H 50 cm

**FRONT****CUSTOM MADE****MF 800-50 W 1S****MF 800-75 W 1S****MF 1050-50 W 1S****MF 1050-75 W 1S****MF 1300-50 W 1S****MF 1300-75 W 1S****MF 1500-50 W 1S****MF 1900-50 W 1S****ORIGINAL FINISH BLACK****€ 9.310****€ 10.591****€ 10.254****€ 11.660****€ 11.076****€ 12.613****€ 11.811****€ 12.977****DESIGN FINISH BLACK****€ 9.838****€ 11.195****€ 10.838****€ 12.329****€ 11.711****€ 13.337****€ 12.491****€ 13.724****ROUND FINISH BLACK****€ 10.191****€ 11.599****€ 11.229****€ 12.776****€ 12.133****€ 13.825****€ 12.941****€ 14.224****TRIANGLE FINISH BLACK****€ 10.191****€ 11.599****€ 11.229****€ 12.776****€ 12.133****€ 13.825****€ 12.941****€ 14.224**

fixed glass plate (provided as standard)

**INTERIOR FINISH FIREPLACES****ORIGINAL FINISH**
 Vertical ribbed cast iron panels  
(20 mm)
**DESIGN FINISH**
 Asymmetrical steel streaks  
(10 mm)
**ROUND FINISH**
 Vertically rounded cast iron  
(20mm)
**TRIANGLE FINISH**
 Vertically serrated cast iron  
(20mm)
**CONVECTION CABINET**  
(optional)Available **on request** for  
all **Universal** models

## FIREPLACES

### 2-SIDED

CUSTOM MADE

H 50 cm

H 75 cm

H 50 cm

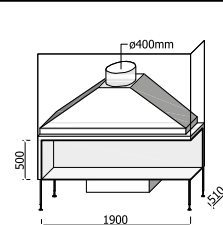
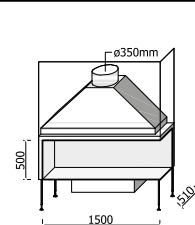
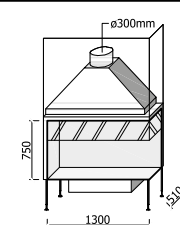
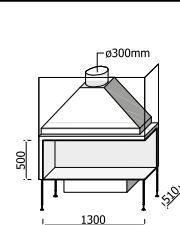
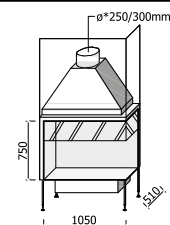
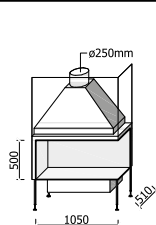
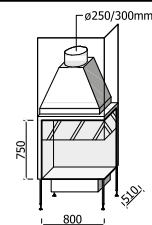
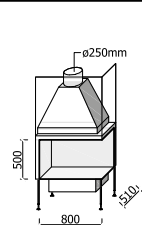
H 75 cm

H 50 cm

H 75 cm

H 50 cm

H 50 cm



MF 800-50 W 2S L/R

MF 800-75 W 2S L/R

MF 1050-50 W 2S L/R

MF 1050-75 W 2S L/R

MF 1300-50 W 2S L/R

MF 1300-75 W 2S L/R

MF 1500-50 W 2S L/R

MF 1900-50 W 2S L/R

ORIGINAL FINISH BLACK

€ 10.248

€ 11.926

€ 11.266

€ 13.208

€ 12.168

€ 14.378

€ 12.965

€ 14.251

DESIGN FINISH BLACK

€ 10.831

€ 12.495

€ 11.803

€ 13.843

€ 12.753

€ 15.069

€ 13.588

€ 14.938

ROUND FINISH BLACK

€ 11.221

€ 13.068

€ 12.342

€ 14.479

€ 13.335

€ 15.766

€ 14.210

€ 15.625

TRIANGLE FINISH BLACK

€ 11.221

€ 13.068

€ 12.342

€ 14.479

€ 13.335

€ 15.766

€ 14.210

€ 15.625

 fixed glass plate (provided as standard)

### TUNNEL

CUSTOM MADE

H 50 cm

H 75 cm

H 50 cm

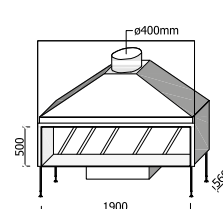
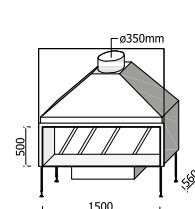
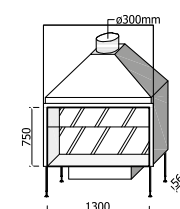
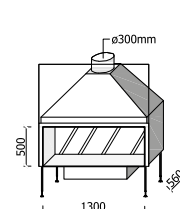
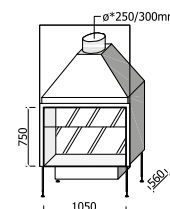
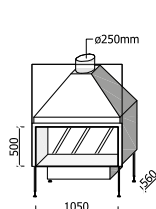
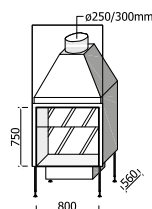
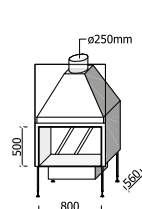
H 75 cm

H 50 cm

H 75 cm

H 50 cm

H 50 cm



MF 800-50 W T

MF 800-75 W T

MF 1050-50 W T

MF 1050-75 W T

MF 1300-50 W T

MF 1300-75 W T

MF 1500-50 W T

MF 1900-50 W T

front side: liftable firescreen  
back side: fixed glass plate

ORIGINAL FINISH BLACK

€ 10.327

€ 11.730

€ 11.345

€ 13.000

€ 12.238

€ 14.157

€ 13.008

€ 14.300

DESIGN FINISH BLACK

€ 10.719

€ 12.178

€ 11.778

€ 13.501

€ 12.707

€ 14.702

€ 13.506

€ 14.850

ROUND FINISH BLACK

€ 11.310

€ 12.852

€ 12.429

€ 14.250

€ 13.412

€ 15.522

€ 14.258

€ 15.679

TRIANGLE FINISH BLACK

€ 11.310

€ 12.852

€ 12.429


€ 14.250

€ 13.412

€ 15.522

€ 14.258

€ 15.679

 fixed glass plate (provided as standard)

**FIREPLACES**

H 50 cm

H 50 cm

H 50 cm

H 50 cm

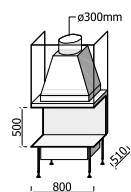
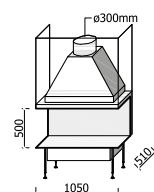
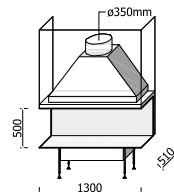
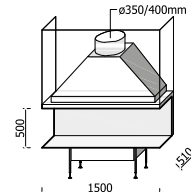
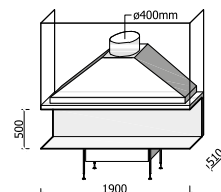
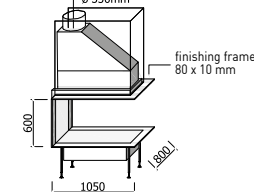
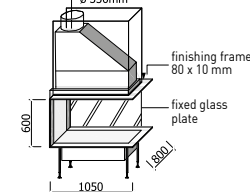
H 50 cm

H 60 cm

H 60 cm

**3-SIDED**

CUSTOM MADE


**MF 800-50 W 3S**

**MF 1050-50 W 3S**

**MF 1300-50 W 3S**

**MF 1500-50 W 3S**

**MF 1900-50 W 3S**

**MF 1050-800-60 W 3S EXT**

**MF 1050-800-60 W 3S EXT + glass**

ORIGINAL FINISH BLACK



€ 11.159

€ 12.253

€ 13.237

€ 14.088

€ 15.559

€ 15.084

€ 16.243

DESIGN FINISH BLACK



€ 11.585

€ 12.725

€ 13.744


€ 14.633

€ 16.161

€ 15.667

€ 16.874

ROUND FINISH BLACK



€ 12.225

€ 13.428

€ 14.509


€ 15.447

€ 17.065

€ 16.542

€ 17.817

TRIANGLE FINISH BLACK



€ 12.225

€ 13.428

€ 14.509

€ 15.447

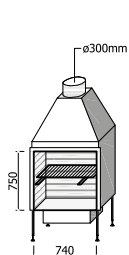
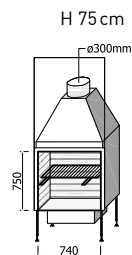
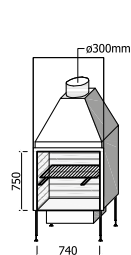
€ 17.065

€ 16.542

€ 17.817

**BARBECUE**

CUSTOM MADE


**MF 740-75 W BBQ**  
without fire-screen

**MF 740-75 W BBQ**  
with fire-screen

**MF 740-75 W BBQ**  
with sliding door in black  
stainless steel sheet

Barbecue grill included

ORIGINAL FINISH BLACK

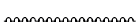


€ 11.065

€ 12.397

€ 12.397

ROUND FINISH BLACK




€ 9.935

€ 13.587

€ 11.091

TRIANGLE FINISH BLACK



€ 9.935

€ 13.587

€ 11.091

CONVECTION CABINET  
(optional)

Available on request for  
all Universal models

**INTERIOR FINISH FIREPLACES**

ORIGINAL FINISH


Vertical ribbed cast iron panels  
(20 mm)

DESIGN FINISH


Asymmetrical steel streaks  
(10 mm)

ROUND FINISH




Vertically rounded cast iron  
(20mm)

TRIANGLE FINISH


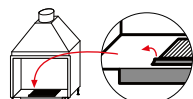

Vertically serrated cast iron  
(20mm)

## FIREPLACE ADAPTATIONS to suit situation on site and transport

### Adaptations flue

Flue in adapted diameter (A)	on request	Elevated hood (C)		on request
Angled damper smoke valve (B)	on request	Asymmetric smoke trap (D)		on request
Combination of (B) and/or (C) and/or (D)				
Fireplace structure in 3 parts (for transport): fireplace, hood and fire screen				
Combination of (B) and/or (C) and/or (D)				

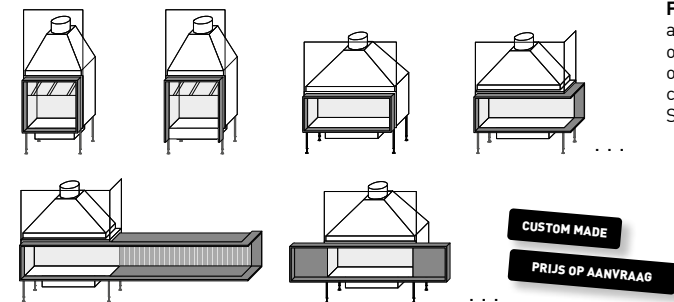
### Adaptations ventilation

Lateral air supply connection	CUSTOM MADE		on request
Lowered air box under fireplace bottom with direct air supply valve (in the case of limited installation depth of between 80 and 185 mm)	CUSTOM MADE		no supplement

## FIREPLACE OPTIONS

### FINISHING FRAMES AND CONCEPTS

FINISHING FRAMES (90 x 10 mm) and CONCEPTS available as standard or made to measure. Prices provided on request by email at calculation@metalfire.eu. See MADE-TO-MEASURE p. 87

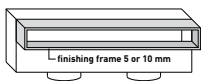


### INTERIOR FINISH CONCEPTS CUSTOM MADE

STANDARD FINISH	ORIGINAL FINISH	DESIGN FINISH	ROUND FINISH	TRIANGLE FINISH
				
Flat steel plate (3 mm)	Vertical ribbed cast iron panels (20 mm)	Asymmetrical steel streaks (10 mm)	Vertically rounded cast iron (20mm)	Vertically serrated cast iron (20mm)

## OPTIONS FOR VENTILATION AND FLUE

### OPTIONS FOR VENTILATION

AIRBOX-convection set (2x Airboxlight, 1x Airboxdoor, 5m flexible, 4x locking band)		€ 673
MADE-TO-MEASURE CONVECTION AIR SLOT	CUSTOM MADE	on request
For prices, please send your plan/draft/design to calculation@metalfire.eu		
Mechanical fresh air valve Ø150mm		€ 107
Fresh air fan + manual speed control	DUCT FAN (indoor use)	€ 883
	BOX FAN (exterior use)	€ 883

### OPTIONS FOR FLUE

FLUE GAS FANS (diameter of the connection plate 200/250/300mm to be specified when ordering)

RSV14 flue gas fan (ver. outlet) with digital speed controller and temperature sensor EFC18 + safety switch + connection plate (anti-vibration)	€ 3.009
RS14 flue gas fan (hor. outlet) with digital speed controller and temperature sensor EFC18 + safety switch + connection plate (anti-vibration)	€ 2.484
RSHT 14 flue gas fan (hor. outlet - high temperature) with digital speed controller and temperature sensor EFC18 + safety switch + connection plate (anti-vibration)	€ 3.009
RSV16 flue gas fan (ver. outlet) with manual speed controller EFC 35 + safety switch + connection plate (anti-vibration)	€ 3.425
RS16 flue gas fan (hor. outlet) with digital speed controller and temperature sensor EFC18 + safety switch + connection plate (anti-vibration)	€ 3.107
RSHT16 flue gas fan (hor. outlet - high temperature) with digital speed controller and temperature sensor EFC18 + safety switch + connection plate (anti-vibration)	€ 3.113
RSV14 flue gas fan with wireless smart controller Xzense + safety switch +connection plate (anti-vibration)	€ 3.722
RS14 flue gas fan (hor. Exhaust) with wireless smart controller Xzense + safety switch + connection plate (anti-vibration)	€ 2.905
RSHT 14 flue gas fan (horizontal outlet - high temperature) with wireless smart controller Xzense + safety switch + connection plate (anti-vibration)	€ 3.383
RSV16 flue gas fan with wireless smart controller Xzense + safety switch +connection plate (anti-vibration)	€ 4.138
RS16 flue gas fan (hor. Exhaust) with wireless smart controller Xzense +safety switch + connection plate (anti-vibration)	€ 3.472
RSHT16 flue gas fan (horizontal outlet - high temperature) with wireless smart controller Xzense + safety switch + connection plate (anti-vibration)	€ 3.761
heat resistant electical cable 5G 1,5 mm² (silicone cable, max. 180°C), to run from fireplace to smoke extractor	€ 10/meter

**OPTIONS FOR VENTILATION AND FLUE****ELECTRIC CLOSING SMOKE VALVES AND FRESH AIR VALVES****Controlled by a separate switch**

Automatic electric closing smoke valve

Ø200	€ 1.706
------	---------



Ø250	€ 1.770
------	---------

Ø300	€ 1.838
------	---------

Ø350	€ 2.605
------	---------

Ø400	€ 2.970
------	---------

Automatic electric fresh air valve Ø150



1 single piece	€ 1.146
----------------	---------

2 single pieces	€ 1.804
-----------------	---------

1 double piece	€ 1.536
----------------	---------

Automatic electric closing smoke valve  
+ 1 single electrical fresh air valve Ø150

Ø200	€ 2.364
------	---------

Ø250	€ 2.465
------	---------

Automatic electric closing smoke valve  
+ 1 double fresh air valve Ø150

Ø250	€ 2.745
------	---------

Ø300	€ 2.805
------	---------

Ø350	€ 2.995
------	---------

Ø400	€ 3.298
------	---------

Automatic electric closing smoke valve  
+ 2 single fresh air valves Ø150

Ø250	€ 3.011
------	---------

Ø300	€ 3.070
------	---------

Ø350	€ 3.208
------	---------

Ø400	€ 3.525
------	---------

**In combination with RSV and EFC18 fan**

(automatic control valves when starting/stopping the fan)

Automatic electric closing smoke valve +  
1 single electrical fresh air valve Ø150

Ø200	€ 2.825
------	---------

Ø250	€ 2.891
------	---------

Automatic electric closing smoke valve +  
1 double electric fresh air valve Ø150

Ø250	€ 3.179
------	---------

Ø300	€ 3.254
------	---------

Ø350	€ 3.448
------	---------

Ø400	€ 3.750
------	---------

Automatic electric closing smoke valve +  
2 single electric fresh air valves Ø150

Ø250	€ 3.440
------	---------

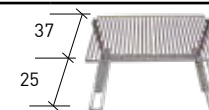
Ø300	€ 3.512
------	---------

Ø350	€ 3.689
------	---------

Ø400	€ 3.970
------	---------

**ACCESSOIRES**

BBQ Grill + bracket in stainless steel



width 60 cm	€ 925
-------------	-------

width 80 cm	€ 993
-------------	-------

Fire Grid

FG. 01



width 50 cm	€ 940
-------------	-------

width 80 cm	€ 1.364
-------------	---------

Prices of other sizes provided  
on request

FG. 02



width 50 cm	€ 940
-------------	-------

width 80 cm	€ 1.364
-------------	---------

FG. 03



width 50 cm	€ 940
-------------	-------

width 80 cm	€ 1.364
-------------	---------

FG. 04



width 50 cm	€ 940
-------------	-------

width 80 cm	€ 1.364
-------------	---------

See also METALFORMS p. 92

**SPARE PARTS**

Heat resistant paint/spray, black, 400 ml (12 item box)	€ 360
---	-------

Cold handle/door key	€ 23
----------------------	------

Cast iron fire grate	€ 78
----------------------	------



## FIRST AID

### CUSTOMER SUPPORT

The customer service department is at the heart of our after-sales service. You can direct all your questions here. If necessary, they will refer you to the most appropriate person.

+32 (0)9 261 51 95

### CALCULATIONS

In addition to the equipment price and standard design concepts which you will find noted in this price list, you can also contact our calculation service. Our calculations department will help you with your offers for both made to measure equipment and for the design of made to measure fireplaces.

+32 (0)9 261 51 92 — [calculation@metalfire.eu](mailto:calculation@metalfire.eu)

### ORDERS

This department centralizes and manages orders. Incoming orders are included in the production schedule. You will then receive an order confirmation with a specific delivery timescale. This department is also available for product status updates.

+32 (0)9 261 51 95 — [order@metalfire.eu](mailto:order@metalfire.eu)

### PROJECT ENGINEERING

All made to measure components are designed by our project engineers. These 3D drawings are then sent to the customer for confirmation. After confirmation, these primary designs are turned into finalised production drawings.

+32 (0)9 261 51 99 — [robby.viaene@metalfire.eu](mailto:robby.viaene@metalfire.eu) - [kristof.de.groot@metalfire.eu](mailto:kristof.de.groot@metalfire.eu)

### AFTER SALES SUPPORT

For technical questions after placement, service and any call outs, you can contact our customer service department.

+32 (0)9 261 53 08 — [service@metalfire.eu](mailto:service@metalfire.eu)

### FINANCE

You can go to our finance department for questions regarding payments and invoicing.

[finance@metalfire.eu](mailto:finance@metalfire.eu)

### SUPPORT

You can contact our technical and sales support for any advice or questions surrounding the technicality of the product before placing your order. This can range from monitoring your information plan to information on the flue, dimensions and specifics of our models

[support@metalfire.eu](mailto:support@metalfire.eu)

### TECHNICAL DRAWINGS

All drawings for UNIVERSAL fireplaces can be downloaded in PDF and DWG format from [www.metalfire.eu](http://www.metalfire.eu).

Drawings for made to measure parts are made after the order, before final production and will be presented for approval at least 6 weeks before delivery.

### ATTENTION!

After your approval, adjustments can only be made subject to additional payment of worked hours and materials.

**So please check the drawings and adjusted order confirmation thoroughly.**



# GAS

23 AVENUE<sup>plus</sup>/AVENUE

53 METALOTERM UK

63 METALOTERM US

75 URBAN

Metalfire



# GAS CLOSED FIREPLACE AVENUE<sup>plus</sup> / AVENUE

The AVENUE collection is only available in standard dimensions.

Fuel for the basic version is natural gas. The basic version includes the interior finish STANDARD (flat steel), remote control use with integrated Eco Wave setting and a double burner function.

## DELIVERY PERIODS

**FIREPLACE:** 2 to 4 weeks from order confirmation

**FIREPLACE + FINISHING FRAME:** 4 to 6 weeks from order confirmation

**FIREPLACE + MADE-TO-MEASURE CONCEPT:** 10 to 12 weeks from order confirmation

## SPECIFICATIONS AND USE

- > closed gas fireplace with concentric flue
- > burner without pilot flame en with direct ignition (= energy saving)
- > standard convection system provided with convection jacket
- > control: the default connection for the control is on the **left**. A connection on the **right** is optional (at no extra charge - please mention when ordering). Cable lenght from center fireplace to control box is 1,5 m.
- > room air-independent
- > **suitable for**
  - conversions/renovations
  - new homes with ventilation type A/B/C/D
- > suitable for passive homes



## KEY TERMS

### MF 700-60 GHE 1S, 2S L/R, 3S

<b>700-60</b>	width <b>70</b> x height <b>60</b> cm fireplace/combustion opening (see technical specifications for exact dimensions)
<b>MF</b>	<b>MetalFire</b>
<b>GHE</b>	<b>G</b> as burning <b>H</b> igh <b>E</b> fficiency
<b>1S</b>	<b>1</b> Side open (frontmodel)
<b>2S L/R</b>	<b>2</b> Sides open (corner model), <b>L</b> eft side open, <b>R</b> ight side open
<b>3S</b>	<b>3</b> Sides open (3-sided open model)
<b>T</b>	<b>T</b> unnel (see-through fireplace)
<b>3S EXT</b>	<b>3</b> Sides open <b>EXT</b> ended (roomdivider)

## GARANTIES

5 year guarantee for the general structure of the fireplace.

2 year guarantee for the fan, pilot light set, thermal contact, gas valve, control/remote control and vertical ribbed cast iron panels.

No guarantee for breakage of ceramic glass (is under no circumstances covered by the manufacturer's guarantee, but rather by an all-risk home policy).

Spare parts are delivered free of charge within the guarantee period.

Any services provided outside of the guarantee period will result in an excess charge levied to cover material/work costs and travel expenses.

**All AVENUE fireplaces are CE inspected and comply with EN 613 standard.**

**All AVENUE fireplaces are 100% produced and assembled in Belgium.**





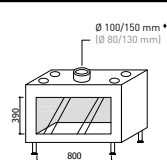
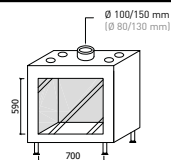


## FIREPLACES

H 60 cm

H 40 cm

## FRONT



MF 700-60 GHE 1S

MF 800-40 GHE 1S

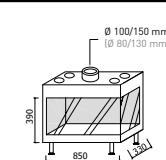
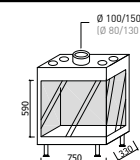
STANDARD FINISH BLACK	€ 5.295	€ 5.295
ORIGINAL FINISH BLACK	€ 5.844	€ 5.844
DESIGN FINISH BLACK	€ 5.988	€ 5.988
ROUND FINISH BLACK	€ 6.410	€ 6.410
TRIANGLE FINISH BLACK	€ 6.410	€ 6.410
CERAMIC FINISH concrete look	€ 6.410	€ 6.410
SUPPLEMENT MAPLE GOLD COLOUR FINISH	€ 735	€ 735
SUPPLEMENT TERRACOTTA COLOUR FINISH	€ 735	€ 735
CERAMIC LOGS	included*	included*
PREMIUM NON REFLECTIVE GLASS SUPPLEMENT	€ 1.024	€ 896
POWER (rated power)*** (OUTPUT)	5,8 kW	5,5 kW
EFFICIENCY (power rated efficiency)	90%	90%
ECOLABEL G20	A	A
ECOLABEL G30	B	B

\* Standard model with ceramic woodlogs, not available with pebbles. \*\*Specified values for gaz category I<sub>2</sub>E+

## 2-SIDED

H 60 cm

H 40 cm



MF 700-60 GHE 2S L/R

MF 800-40 GHE 2S L/R

STANDARD FINISH BLACK	€ 5.484	€ 5.484
ORIGINAL FINISH BLACK	€ 5.884	€ 5.884
DESIGN FINISH BLACK	€ 6.014	€ 6.014
ROUND FINISH BLACK	€ 6.455	€ 6.455
TRIANGLE FINISH BLACK	€ 6.455	€ 6.455
CERAMIC FINISH concrete look	€ 6.455	€ 6.455
SUPPLEMENT MAPLE GOLD COLOUR FINISH	€ 739	€ 739
SUPPLEMENT TERRACOTTA COLOUR FINISH	€ 739	€ 739
CERAMIC LOGS	included*	included*
PREMIUM NON REFLECTIVE GLASS SUPPLEMENT	€ 1.217	€ 1.090
POWER (rated power)*** (OUTPUT)	5,8 kW	5,5 kW
EFFICIENCY (power rated efficiency)	90%	90%
ECOLABEL G20	A	A
ECOLABEL G30	B	B

\* Standard model with ceramic woodlogs, not available with pebbles. \*\*Specified values for gaz category I<sub>2</sub>E+



All models are available for  
bottled/cylinder gas,  
LPG, propane, butane,...



Ø 100/150 mm  
(80/130 mm)

Each AVENUE<sup>plus</sup> appliance has been fitted with a Ø100/150 mm connection.  
For connections to a flue gas duct Ø80/130 mm (according to the flue route, see  
installation manual) please order a US 10A0052 reducer (see p. 54)

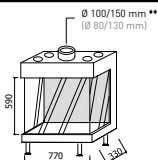


## FIREPLACES

### 3-SIDED

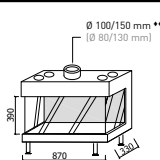


H 60 cm



MF 700-60 GHE 3S

H 40 cm



MF 800-40 GHE 3S

STANDARD FINISH BLACK	_____	€ 5.547	€ 5.547
ORIGINAL FINISH BLACK	~~~~~	€ 5.926	€ 5.926
DESIGN FINISH BLACK	=====	€ 6.040	€ 6.040
ROUND FINISH BLACK	~~~~~	€ 6.500	€ 6.500
TRIANGLE FINISH BLACK	~~~~~	€ 6.500	€ 6.500
CERAMIC FINISH	concrete look	€ 6.500	€ 6.500
SUPPLEMENT MAPLE GOLD COLOUR FINISH		€ 743	€ 743
SUPPLEMENT TERRACOTTA COLOUR FINISH		€ 743	€ 743
CERAMIC LOGS		included*	included*
PREMIUM NON REFLECTIVE GLASS SUPPLEMENT		€ 1.408	€ 1.280
POWER (rated power)*** (OUTPUT)		5,8 kW	5,5 kW
EFFICIENCY (power rated efficiency)		90%	90%
ECOLABEL G20		A	A
ECOLABEL G30		B	B

\* Standard model with ceramic woodlogs, not available with pebbles. \*\*Specified values for gaz category I<sub>2</sub>E+



### ECOWAVE FEATURE SAVE UP TO 40% ON GAS CONSUMPTION
















In ECOWAVE mode, the flame height alternates automatically between the highest and lowest position. Not only does this result in a dynamic fire (a very realistic imitation wood fire combined with the ceramic logs!), but it also uses 40% less gas than the fixed highest position. Dynamic, aesthetically pleasing and cost-saving — all in one feature!



### DOUBLE BURNER AN AGREEABLE FIRE WITH 50% OF THE POWER

An entirely new burner system was designed for the AVENUE collection. In addition to the ECOWAVE feature, there is the burner system, consisting of 2 burners. To create a cosy atmosphere, light the interior burner (so only 1 burner) for a subtle, but realistic imitation wood fire, using only 50% of the burner system's power. Perfect if you want a lovely fire, but less heating. If you light both the interior and exterior burners simultaneously, you will use the fireplace's maximum power, thus creating maximum heating!

## FIREPLACE FINISH

	BLACK (heat resistant paint) see p. 110	MAPLE GOLD (heat resistant paint) see p. 111	TERRACOTTA (heat resistant paint) see p. 112
<b>STANDARD</b> Flat steel plate (3 mm)			
<b>ORIGINAL</b> Vertical ribbed cast iron panels (20 mm)			
<b>DESIGN</b> Asymmetrical steel streaks (10 mm)			
<b>ROUND</b> Vertically rounded cast iron (20 mm)			
<b>TRIANGLE</b> Vertically serrated cast iron (20 mm)			

## CERAMIC

concrete look - flat design only  
see p. 113

## BURNER FINISH

CERAMIC LOGS  
SMOKE STYLE

## SPECIFICATIONS

### FIREPLACES

#### FRONT



STANDARD FINISH BLACK	_____
ORIGINAL FINISH BLACK	~~~~~
DESIGN FINISH BLACK	_____
ROUND FINISH BLACK	~~~~~
TRIANGLE FINISH BLACK	~~~~~
CERAMIC FINISH	concrete look
SUPPLEMENT MAPLE GOLD COLOUR FINISH	
SUPPLEMENT TERRACOTTA COLOUR FINISH	
CERAMIC LOGS	
PREMIUM NON REFLECTIVE GLASS SUPPLEMENT	
POWER (rated power)*** (OUTPUT)	
EFFICIENCY (power rated efficiency)	
ECOLABEL G20	
ECOLABEL G30	

H 60 cm	H 40 cm
MF 700-60 GHE 1S	MF 800-40 GHE 1S
€ 5.295	€ 5.295
€ 5.844	€ 5.844
€ 5.988	€ 5.988
€ 6.410	€ 6.410
€ 6.410	€ 6.410
€ 6.410	€ 6.410
€ 735	€ 735
€ 735	€ 735
included*	included*
€ 1.024	€ 896
5,8kW	5,5kW
90%	90%
A	A
B	B

- flue pipe connector diam. 100/150 mm
- also possible to connect to a diam. 80/130 mm, depending on the flue route (see installation manual), and with reducer US 10A0052

logburner with ceramic wood logs  
Smoke Style  
(NOT available with pebbles/wood chips)

natural gas  
propane

+  
direct ignition  
remote control with programmable thermostat

\* Standard model with ceramic woodlogs, not available with pebbles. \*\*Specified values for gaz category I2E+

## DOOR SYSTEM SIMPLE AND SUBTLE

For an optimal view of the fire and an ultra-clean design without any visible frame or screening, the entire AVENUE collection has been fitted with a glass plate that can be dismantled with the included suction cups. No additional tools are needed. The glass can be detached in one simple movement and then easily dismantled.


User-friendly, easy to install and to maintain!

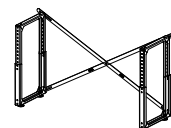


### GLASS PLATE WITHOUT FRAME OR SCREENING!

- easily dismantlable glass plate thanks to the included suction cups, requiring no additional tools or screws
- available with optional PREMIUM anti-reflective glass

## FIREPLACES MODIFICATIONS / -OPTIONS

Propane gas option 	<b>no supplement</b>
Technical box on the right-hand side (where left is standard)	<b>no supplement</b>
Steel side plate (4 mm) to replace glass plate (corner and 3-sided models)	<b>€ 51</b>
Support for elevated installation	
variable 30 -> 48 cm (from floor level till underside of combustion opening)	<b>€ 350</b>
variable 48 -> 83 cm (from floor level till underside of combustion opening)	<b>€ 426</b>



PREMIUM non reflective glass: non reflective in 10 layers (prices see p. 32)

### PREMIUM NON REFLECTIVE GLASS MAINTENANCE:

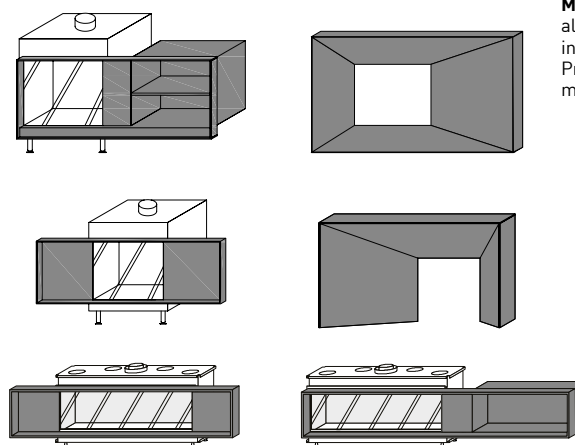
PREMIUM non reflective glass has been treated with 10 coating layers that reduce reflectivity to virtually 0%. These delicate coating layers are to be cleaned with caution. In order not to damage the coating layers on the glass (interior and exterior), please do not use hard sponges/scourers, newspapers, steel wool, abrasive cleaning agents or cleaning agents containing ammonia.

The use of corrosive and abrasive products, such as cleaners for ceramic cookers, is not permitted either. Even the Metalfire Clean Glass 500 ml is NOT to be used for this purpose.

Please only use a neutral cleaning product (not acid or alkaline), e.g. a window cleaning product such as 'Instanet' or 'Glassex', and a soft cloth or sponge. We also advise you to read our maintenance instructions in the user manual.

## FIREPLACE OPTIONS

### CONCEPTS



### MADE-TO-MEASURE CONCEPTS:

all concepts, extensions, floor plates,..., are available in bespoke models and dimensions. Prices provided on request by email at calculation@metalfire.eu. See MADE-TO-MEASURE p. 87



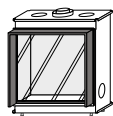
**CUSTOM MADE**

**PRICE ON REQUEST**

## FIREPLACE OPTIONS

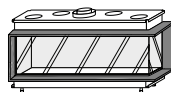
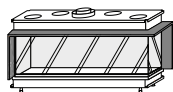
### FINISHING FRAMES STEEL 90 x 10 mm

#### FRONT



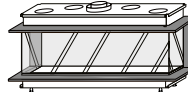
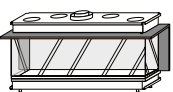
	3-SIDED		3-SIDED + PLINTH		4-SIDED	
	BLACK	MAPLE GOLD TERRACOTTA	BLACK	MAPLE GOLD TERRACOTTA	BLACK	MAPLE GOLD TERRACOTTA
MF 700-60 GHE 1S	€ 865	€ 1.382	€ 1.077	€ 1.647	€ 993	€ 1.542
MF 800-40 GHE 1S	€ 865	€ 1.382	€ 1.077	€ 1.647	€ 993	€ 1.542

#### 2-SIDED



	4-SIDED		6-SIDED	
	BLACK	MAPLE GOLD TERRACOTTA	BLACK	MAPLE GOLD TERRACOTTA
MF 700-60 GHE 2S L/R	€ 1.000	€ 1.550	€ 1.123	€ 1.704
MF 800-40 GHE 2S L/R	€ 1.000	€ 1.550	€ 1.123	€ 1.704

#### 3-SIDED



	5-SIDED		8-SIDED	
	BLACK	MAPLE GOLD TERRACOTTA	BLACK	MAPLE GOLD TERRACOTTA
MF 700-60 GHE 3S	€ 1.092	€ 1.665	€ 1.221	€ 1.827
MF 800-40 GHE 3S	€ 1.092	€ 1.665	€ 1.221	€ 1.827

The **FINISHING FRAMES** are also available in varying sizes and specifications. Price provided upon request by email at [calculation@metalfire.eu](mailto:calculation@metalfire.eu)  
The finishing frames are available on request in the premium versions Brass, Bronze and Gunmetal

CUSTOM MADE

## OPTIONS FOR VENTILATION AND FLUE

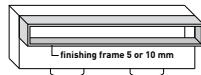
### OPTIONS FOR VENTILATION

AIRBOX-convection set (2x Airboxlight, 1x Airboxdoor, 5m flexible, 4x locking band) € 673

DOUBLE AIRBOX-convection set (4x Airboxlight, 2x Airboxdoor, 2x5m flexible, 8x locking band) € 1.345

MADE-TO-MEASURE CONVECTION AIR SLOT  
For prices, please send your plan/draft/design to  
calculation@metalfire.eu

CUSTOM MADE



on request

### OPTIONS FOR FLUE

FLUE PIPE PARTS – METALOTERM UK, see p. 53

diam. 80/130 mm

for smoke exhaust with **natural draught** (depending on flue route, see installation manual)

for **individual fan** assisted smoke exhaust (for fans see below)

FLUE PIPE PARTS – METALOTERM US, see p. 63

diam. 100/150 mm (diam. 130/200 mm is **NOT SUITABLE** for AVENUE<sup>plus</sup>)

for smoke exhaust with natural draught (depending on flue route, see installation manual)

for individual fan assisted smoke exhaust (for fans see p. below)

(INDIVIDUAL) MECHANICAL SMOKE FAN

Please explicitly define connection plate when ordering.

**RHGC160** smoke extractor for mounting on façade and roof/chimney, automatic speed controller EFC21 (pre-mounted in the technical box of the appliance) -> to be installed in combination with:  
**METALOTERM UK 80/130 mm** flue pipe



€ 2.747

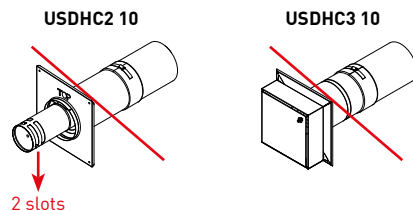
**RHGC160** smoke extractor for mounting on façade and roof/chimney, automatic speed controller EFC21 (pre-mounted in the technical box of the appliance) -> to be installed in combination with:  
**METALOTERM US 100/150 mm** flue pipe



€ 2.747

heat resistant electrical cable **7G 1,5 mm<sup>2</sup>** (silicone cable, max. 180°C), to run from fireplace (technical box) to smoke fan € 14/meter

**! NOT SUITABLE FOR METALFIRE AVENUE<sup>plus</sup> FIREPLACES:**



## SPARE PARTS

Heat resistant paint/spray, black, 400 ml (12 item box) € 360

Suction cup for glass 55 €/p.

Remote control



€ 136

## SPARE PARTS

### CERAMIC GLASS PLATE

FRONT

MF 700-60 GHE 1S € 363

MF 800-40 GHE 1S € 308

2-SIDED

GLASS FRONT

GLASS SIDE

MF 700-60 GHE 2S L/R € 447 € 155

MF 800-40 GHE 2S L/R € 392 € 133

3-SIDED

GLASS FRONT

1 GLASS SIDE

MF 700-60 GHE 3S € 439 € 155

MF 800-40 GHE 3S € 384 € 133

### CERAMIC NON-REFLECTIVE GLASS PLATE

FRONT

MF 700-60 GHE 1S € 1.056

MF 800-40 GHE 1S € 929

2-SIDED

GLASS FRONT

GLASS SIDE

MF 700-60 GHE 2S L/R € 1.090 € 379

MF 800-40 GHE 2S L/R € 961 € 328

3-SIDED

GLASS FRONT

1 GLASS SIDE

MF 700-60 GHE 3S € 1.083 € 379

MF 800-40 GHE 3S € 955 € 328

**FIRST AID****CUSTOMER SUPPORT**

The customer service department is at the heart of our after-sales service. You can direct all your questions here. If necessary, they will refer you to the most appropriate person.

+32 (0)9 261 51 95

**CALCULATIONS**

In addition to the equipment price and standard design concepts which you will find noted in this price list, you can also contact our calculation service. Our calculations department will help you with your offers for both made to measure equipment and for the design of made to measure fireplaces.

+32 (0)9 261 51 92 — [calculation@metalfire.eu](mailto:calculation@metalfire.eu)

**ORDERS**

This department centralizes and manages orders. Incoming orders are included in the production schedule. You will then receive an order confirmation with a specific delivery timescale. This department is also available for product status updates.

+32 (0)9 261 51 95 — [order@metalfire.eu](mailto:order@metalfire.eu)

**PROJECT ENGINEERING**

All made to measure components are designed by our project engineers. These 3D drawings are then sent to the customer for confirmation. After confirmation, these primary designs are turned into finalised production drawings.

+32 (0)9 261 51 99 — [robby.viaene@metalfire.eu](mailto:robby.viaene@metalfire.eu) - [kristof.de.groote@metalfire.eu](mailto:kristof.de.groote@metalfire.eu)

**AFTER SALES SUPPORT**

For technical questions after placement, service and any call outs, you can contact our customer service department.

+32 (0)9 261 53 08 — [service@metalfire.eu](mailto:service@metalfire.eu)

**FINANCE**

You can go to our finance department for questions regarding payments and invoicing.

[finance@metalfire.eu](mailto:finance@metalfire.eu)

**SUPPORT**

You can contact our technical and sales support for any advice or questions surrounding the technicality of the product before placing your order. This can range from monitoring your information plan to information on the flue, dimensions and specifics of our models

[support@metalfire.eu](mailto:support@metalfire.eu)

**TECHNICAL DRAWINGS**

All drawings for AVENUE<sup>plus</sup> fireplaces can be downloaded in PDF and DWG format from [www.metalfire.eu](http://www.metalfire.eu). Drawings for made to measure parts are made after the order, before final production and will be presented for approval at least 6 weeks before delivery.

**ATTENTION!**

After your approval, adjustments can only be made subject to additional payment of worked hours and materials.

**So please check the drawings and adjusted order confirmation thoroughly.**





**AVENUE**

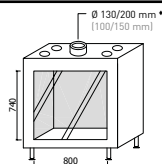


## FIREPLACES

## FRONT

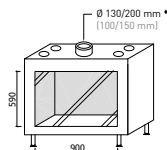


H 75 cm



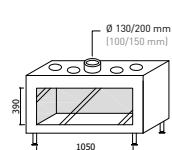
MF 800-75 GHE 1S

H 60 cm



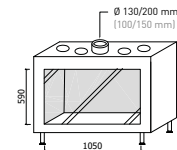
MF 900-60 GHE 1S

H 40 cm



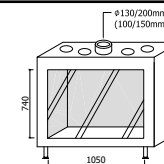
MF 1050-40 GHE 1S

H 60 cm



MF 1050-60 GHE 1S

H 75 cm



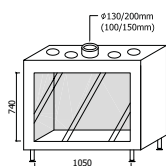
MF 1050-75 GHE 1S

STANDARD FINISH BLACK	_____	€ 5.800	€ 5.547	€ 5.547	€ 5.673	€ 6.431
ORIGINAL FINISH BLACK	~~~~~	€ 6.921	€ 6.416	€ 6.416	€ 6.687	€ 7.697
DESIGN FINISH BLACK	=====	€ 7.164	€ 6.602	€ 6.602	€ 6.903	€ 7.969
ROUND FINISH BLACK	~~~~~	€ 7.594	€ 7.039	€ 7.039	€ 7.337	€ 8.449
TRIANGLE FINISH BLACK	~~~~~	€ 7.594	€ 7.039	€ 7.039	€ 7.337	€ 8.449
CERAMIC FINISH	concrete look	€ 7.594	€ 7.039	€ 7.039	€ 7.337	€ 8.449
SUPPLEMENT MAPLE GOLD COLOUR FINISH		€ 843	€ 792	€ 792	€ 819	€ 920
SUPPLEMENT TERRACOTTA COLOUR FINISH		€ 843	€ 792	€ 792	€ 819	€ 920
CERAMIC LOGS		included*	included*	€ 250**	included*	included*
PREMIUM NON REFLECTIVE GLASS SUPPLEMENT		€ 1.153	€ 1.153	€ 1.024	€ 1.153	€ 1.217
POWER [rated power]*** [OUTPUT]		8,1 kW	8,1 kW	8,0 kW	9,5 kW	9,5 kW
EFFICIENCY [power rated efficiency]		84,5%	84,5%	84,8%	87%	87%
ECOLABEL G20		B	B	B	A	A
ECOLABEL G30		B	B	B	B	B

## FRONT - BRICK ▲

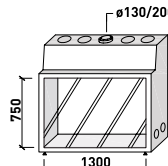


H 75 cm



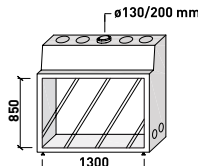
MF 1050-75 GHE 1S Brick

H 75 cm



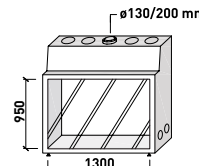
L[arge] MF 1300-75 GHE 1S

H 85 cm



L[arge] MF 1300-85 GHE 1S

H 95 cm



L[arge] MF 1300-95 GHE 1S

DEEPENED INTERIOR ▲	€ 6.431	€ 8.991	€ 8.991	€ 8.991
CERAMIC LOGS	included*	included*	included*	included*
PREMIUM NON REFLECTIVE GLASS SUPPLEMENT	€ 1.217	€ 1.336	€ 1.501	€ 1.729
POWER [rated power]*** [OUTPUT]	9,5 kW	11,4 kW	11,4 kW	11,4 kW
EFFICIENCY [power rated efficiency]	87%	80%	80%	80%
ECOLABEL G20	A	B	B	B
ECOLABEL G30	B	B	B	B

\* Standard model with ceramic woodlogs, not available with pebbles

\*\* Standard model with pebbles, ceramic woodlogs are optional

\*\*\* Specified values for gaz category I<sub>2</sub>E+

▲ Masonry not included

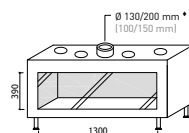
FRONT



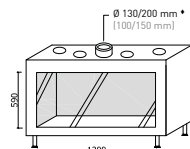
H 40 cm

H 60 cm

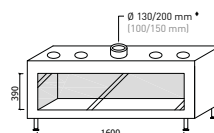
H 40 cm



MF 1300-40 GHE 1S



MF 1300-60 GHE 1S



MF 1600-40 GHE 1S

STANDARD FINISH BLACK	€ 5.610	€ 6.304	€ 6.052
ORIGINAL FINISH BLACK	€ 6.606	€ 7.453	€ 7.179
DESIGN FINISH BLACK	€ 6.843	€ 7.711	€ 7.442
ROUND FINISH BLACK	€ 7.249	€ 8.181	€ 7.878
TRIANGLE FINISH BLACK	€ 7.249	€ 8.181	€ 7.878
CERAMIC FINISH concrete look	€ 7.249	€ 8.181	€ 7.878
SUPPLEMENT MAPLE GOLD COLOUR FINISH	€ 811	€ 896	€ 868
SUPPLEMENT TERRACOTTA COLOUR FINISH	€ 811	€ 896	€ 868
CERAMIC LOGS	€ 412**	included*	€ 500**
PREMIUM NON REFLECTIVE GLASS SUPPLEMENT	€ 1.153	€ 1.217	€ 1.153
POWER (rated power)*** (OUTPUT)	8,3 kW	9,5 kW	9,6 kW
EFFICIENCY (power rated efficiency)	82%	87%	83,3%
ECOLABEL G20	B	A	B
ECOLABEL G30	B	B	B

\* Standard model with ceramic woodlogs, not available with pebbles

\*\* Standard model with pebbles, ceramic woodlogs are optional

\*\*\* Specified values for gaz category I<sub>2</sub>E+

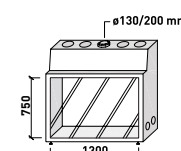
FRONT - LARGE



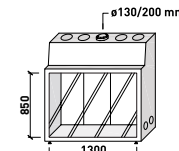
H 75 cm

H 85 cm

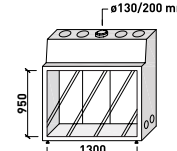
H 95 cm



L[large] MF 1300-75 GHE 1S



L[large] MF 1300-85 GHE 1S



L[large] MF 1300-95 GHE 1S

STANDARD FINISH BLACK	€ 8.991	€ 8.991	€ 8.991
ORIGINAL FINISH BLACK	€ 10.582	€ 10.582	€ 10.582
DESIGN FINISH BLACK	€ 10.893	€ 10.893	€ 10.893
ROUND FINISH BLACK	€ 11.621	not available	not available
TRIANGLE FINISH BLACK	€ 11.621	not available	not available
CERAMIC FINISH concrete look	€ 11.621	not available	not available
SUPPLEMENT MAPLE GOLD COLOUR FINISH	€ 1.209	€ 1.209	€ 1.209
SUPPLEMENT TERRACOTTA COLOUR FINISH	€ 1.209	€ 1.209	€ 1.209
CERAMIC LOGS	included*	included*	included*
PREMIUM NON REFLECTIVE GLASS SUPPLEMENT	€ 1.336	€ 1.501	€ 1.729
POWER (rated power)*** (OUTPUT)	11,4 kW	11,4 kW	11,4 kW
EFFICIENCY (power rated efficiency)	80%	80%	80%
ECOLABEL G20	B	B	B
ECOLABEL G30	B	B	B



All models are available for bottled/cylinder gas, LPG, propane, butane,...

◆ Ø 130/200 mm (100/150 mm)

Each appliance has been fitted with a Ø 130/200 mm connection.

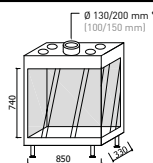
For connections to a flue gas duct Ø 100/150 mm please order a USVK 1013 reducer

## FIREPLACES

## 2-SIDED

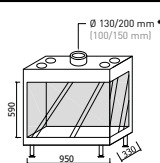


H 75 cm



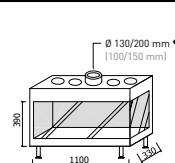
MF 800-75 GHE 2S L/R

H 60 cm



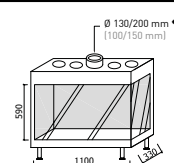
MF 900-60 GHE 2S L/R

H 40 cm



MF 1050-40 GHE 2S L/R

H 60 cm



MF 1050-60 GHE 2S L/R

STANDARD FINISH BLACK	_____	€ 5.926	€ 5.800	€ 5.800	€ 5.926
ORIGINAL FINISH BLACK	~~~~~	€ 6.800	€ 6.477	€ 6.477	€ 6.716
DESIGN FINISH BLACK	_____	€ 7.019	€ 6.623	€ 6.623	€ 6.909
ROUND FINISH BLACK	~~~~~	€ 7.463	€ 7.107	€ 7.107	€ 7.370
TRIANGLE FINISH BLACK	~~~~~	€ 7.463	€ 7.107	€ 7.107	€ 7.370
CERAMIC FINISH	concrete look	€ 7.463	€ 7.107	€ 7.107	€ 7.370
SUPPLEMENT MAPLE GOLD COLOUR FINISH		€ 830	€ 798	€ 798	€ 822
SUPPLEMENT TERRACOTTA COLOUR FINISH		€ 830	€ 798	€ 798	€ 822
CERAMIC LOGS		included*	included*	€ 250**	included*
PREMIUM NON REFLECTIVE GLASS SUPPLEMENT		€ 1.345	€ 1.345	€ 1.217	€ 1.345
POWER (rated power)*** (OUTPUT)		8,1 kW	8,1 kW	8,0 kW	9,5 kW
EFFICIENCY (power rated efficiency)		84,5%	84,5%	84,8%	87%
ECOLABEL G20		B	B	B	A
ECOLABEL G30		B	B	B	B



All models are available for bottled/cylinder gas, LPG, propane, butane,...

♦ Ø 130/200 mm (100/150 mm)

Each appliance has been fitted with a Ø 130/200 mm connection. For connections to a flue gas duct Ø 100/150 mm please order a USVK 1013 reducer

\* Standard model with ceramic woodlogs, not available with pebbles

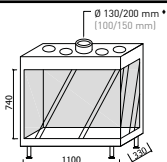
\*\* Standard model with pebbles, ceramic woodlogs are optional

\*\*\* Specified values for gaz category I<sub>E</sub>+

2-SIDED

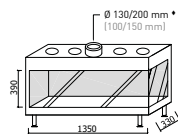


H 75 cm



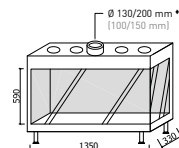
MF 1050-75 GHE 2S L/R

H 40 cm



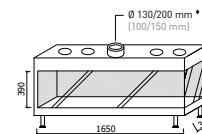
MF 1300-40 GHE 2S L/R

H 60 cm



MF 1300-60 GHE 2S L/R

H 40 cm



MF 1600-40 GHE 2S L/R

STANDARD FINISH BLACK	—————	€ 6.619	€ 5.988	€ 6.683	€ 6.367
ORIGINAL FINISH BLACK	~~~~~	€ 7.604	€ 6.826	€ 7.609	€ 7.337
DESIGN FINISH BLACK	=====	€ 7.850	€ 7.123	€ 7.844	€ 7.657
ROUND FINISH BLACK	~~~~~	€ 8.346	€ 7.491	€ 8.353	€ 8.052
TRIANGLE FINISH BLACK	~~~~~	€ 8.346	€ 7.491	€ 8.353	€ 8.052
CERAMIC FINISH	concrete look	€ 8.346	€ 7.491	€ 8.353	€ 8.052
SUPPLEMENT MAPLE GOLD COLOUR FINISH		€ 911	€ 833	€ 911	€ 884
SUPPLEMENT TERRACOTTA COLOUR FINISH		€ 911	€ 833	€ 911	€ 884
CERAMIC LOGS		included*	€ 412**	included*	€ 500**
PREMIUM NON REFLECTIVE GLASS SUPPLEMENT		€ 1.408	€ 1.345	€ 1.408	€ 1.345
POWER (rated power)*** (OUTPUT)		9,5 kW	8,3 kW	9,5 kW	9,6 kW
EFFICIENCY (power rated efficiency)		87%	82%	87%	83,3%
ECOLABEL G20		A	B	A	B
ECOLABEL G30		B	B	B	B

\* Standard model with ceramic woodlogs, not available with pebbles

\*\* Standard model with pebbles, ceramic woodlogs are optional

\*\*\* Specified values for gaz category I<sub>E</sub>+



All models are available for bottled/cylinder gas, LPG, propane, butane,...

◆ Ø 130/200 mm (100/150 mm)

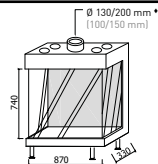
Each appliance has been fitted with a Ø 130/200 mm connection. For connections to a flue gas duct Ø 100/150 mm please order a USVK 1013 reducer

## FIREPLACES

## 3-SIDED

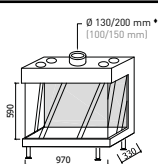


H 75 cm



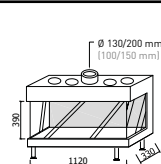
MF 800-75 GHE 3S

H 60 cm



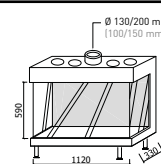
MF 900-60 GHE 3S

H 40 cm



MF 1050-40 GHE 3S

H 60 cm



MF 1050-60 GHE 3S

STANDARD FINISH BLACK	_____	€ 6.114	€ 5.988	€ 5.988	€ 6.114
ORIGINAL FINISH BLACK	~~~~~	€ 6.742	€ 6.475	€ 6.475	€ 6.683
DESIGN FINISH BLACK	_____	€ 6.934	€ 6.623	€ 6.623	€ 6.853
ROUND FINISH BLACK	~~~~~	€ 7.398	€ 7.104	€ 7.104	€ 7.333
TRIANGLE FINISH BLACK	~~~~~	€ 7.398	€ 7.104	€ 7.104	€ 7.333
CERAMIC FINISH	concrete look	€ 7.398	€ 7.104	€ 7.104	€ 7.333
SUPPLEMENT MAPLE GOLD COLOUR FINISH		€ 825	€ 798	€ 798	€ 819
SUPPLEMENT TERRACOTTA COLOUR FINISH		€ 825	€ 798	€ 798	€ 819
CERAMIC LOGS		included*	included*	€ 250**	included*
PREMIUM NON REFLECTIVE GLASS SUPPLEMENT		€ 1.536	€ 1.536	€ 1.408	€ 1.536
POWER (rated power)*** (OUTPUT)		8,1 kW	8,1 kW	8,0 kW	9,5 kW
EFFICIENCY (power rated efficiency)		84,5%	84,5%	84,8%	87%
ECOLABEL G20		B	B	B	A
ECOLABEL G30		B	B	B	B



All models are available for bottled/cylinder gas, LPG, propane, butane,...

◆ Ø 130/200 mm (100/150 mm)  
Each appliance has been fitted with a Ø 130/200 mm connection.  
For connections to a flue gas duct Ø 100/150 mm please order a USVK 1013 reducer

\* Standard model with ceramic woodlogs, not available with pebbles

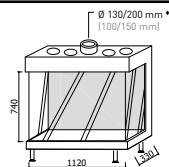
\*\* Standard model with pebbles, ceramic woodlogs are optional

\*\*\* Specified values for gaz category I<sub>2</sub>E+

### 3-SIDED

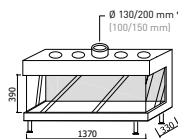


H 75 cm



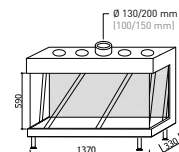
MF 1050-75 GHE 3S

H 40 cm



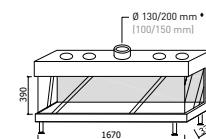
MF 1300-40 GHE 3S

H 60 cm



MF 1300-60 GHE 3S

H 40 cm



MF 1600-40 GHE 3S

STANDARD FINISH BLACK	_____	€ 6.809	€ 6.178	€ 6.872	€ 6.557
ORIGINAL FINISH BLACK	~~~~~	€ 7.516	€ 6.736	€ 7.575	€ 7.188
DESIGN FINISH BLACK	_____	€ 7.731	€ 6.918	€ 7.787	€ 7.390
ROUND FINISH BLACK	~~~~~	€ 8.250	€ 7.391	€ 8.315	€ 7.888
TRIANGLE FINISH BLACK	~~~~~	€ 8.250	€ 7.391	€ 8.315	€ 7.888
CERAMIC FINISH	concrete look	€ 8.250	€ 7.391	€ 8.315	€ 7.888
SUPPLEMENT MAPLE GOLD COLOUR FINISH		€ 902	€ 824	€ 908	€ 869
SUPPLEMENT TERRACOTTA COLOUR FINISH		€ 902	€ 824	€ 908	€ 869
CERAMIC LOGS		included*	€ 412**	included*	€ 500**
PREMIUM NON REFLECTIVE GLASS SUPPLEMENT		€ 1.601	€ 1.536	€ 1.601	€ 1.536
POWER (rated power)*** (OUTPUT)		9,5 kW	8,3 kW	9,5 kW	9,6 kW
EFFICIENCY (power rated efficiency)		87%	82%	87%	83,3%
ECOLABEL G20		A	B	A	B
ECOLABEL G30		B	B	B	B



All models are available for bottled/cylinder gas, LPG, propane, butane,...

◆ Ø 130/200 mm (100/150 mm)  
Each appliance has been fitted with a Ø 130/200 mm connection.  
For connections to a flue gas duct Ø 100/150 mm please order a USVK 1013 reducer

\* Standard model with ceramic woodlogs, not available with pebbles

\*\* Standard model with pebbles, ceramic woodlogs are optional

\*\*\* Specified values for gaz category I<sub>E</sub>+

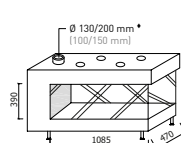
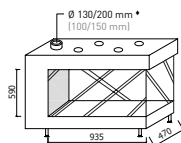
## FIREPLACES

## 3-SIDED EXT(ENDED)








H 60 cm

H 40 cm



MF 900-60 GHE 3S EXT

MF 1050-40 GHE 3S EXT


STANDARD FINISH BLACK	_____	€ 6.809	€ 6.809
ORIGINAL FINISH BLACK	~~~~~	€ 6.935	€ 6.935
DESIGN FINISH BLACK	_____	€ 7.061	€ 7.061
ROUND FINISH BLACK	~~~~~	€ 7.611	€ 7.611
TRIANGLE FINISH BLACK	~~~~~	€ 7.611	€ 7.611
CERAMIC FINISH	concrete look	€ 7.611	€ 7.611
SUPPLEMENT MAPLE GOLD COLOUR FINISH		€ 844	€ 844
SUPPLEMENT TERRACOTTA COLOUR FINISH		€ 844	€ 844
CERAMIC LOGS		included*	€ 250**
PREMIUM NON REFLECTIVE GLASS SUPPLEMENT		€ 2.304	€ 2.047
POWER (rated power)*** (OUTPUT)		8,7 kW	8,3 kW
EFFICIENCY (power rated efficiency)		86,5%	84%
ECOLABEL G20			
ECOLABEL G30			

\* Standard model with ceramic woodlogs, not available with pebbles

\*\* Standard model with pebbles, ceramic woodlogs are optional

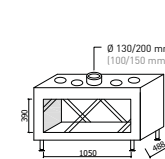
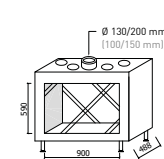
\*\*\* Specified values for gaz category I<sub>2</sub>E+

## TUNNEL








H 60 cm

H 40 cm



MF 900-60 GHE T

MF 1050-40 GHE T

STANDARD FINISH BLACK	_____	€ 6.809	€ 6.809
ORIGINAL FINISH BLACK	~~~~~	€ 6.935	€ 6.935
DESIGN FINISH BLACK	_____	€ 7.061	€ 7.061
ROUND FINISH BLACK	~~~~~	€ 7.611	€ 7.611
TRIANGLE FINISH BLACK	~~~~~	€ 7.611	€ 7.611
CERAMIC FINISH	concrete look	€ 7.611	€ 7.611
SUPPLEMENT MAPLE GOLD COLOUR FINISH		€ 844	€ 844
SUPPLEMENT TERRACOTTA COLOUR FINISH		€ 844	€ 844
CERAMIC LOGS		included*	€ 250**
PREMIUM NON REFLECTIVE GLASS SUPPLEMENT		€ 2.047	€ 1.792
POWER (rated power)*** (OUTPUT)		8,7 kW	8,3 kW
EFFICIENCY (power rated efficiency)		86,5%	84%
ECOLABEL G20			
ECOLABEL G30			



All models are available for  
bottled/cylinder gas,  
LPG, propane, butane,...
















◆ Ø 130/200 mm  
(100/150 mm)

Each appliance has been fitted with a  
Ø 130/200 mm connection.

For connections to a flue gas duct  
Ø 100/150 mm please order a USVK 1013  
reducer



## FIREPLACE FINISH

	BLACK (heat resistant paint) see p. 110	MAPLE GOLD (heat resistant paint) see p. 111	TERRACOTTA (heat resistant paint) see p. 112
<b>STANDARD</b> Flat steel plate (3 mm)			
<b>ORIGINAL</b> Vertical ribbed cast iron panels (20 mm)			
<b>DESIGN</b> Asymmetrical steel streaks (10 mm)			
<b>ROUND</b> Vertically rounded cast iron (20 mm)			
<b>TRIANGLE</b> Vertically serrated cast iron (20 mm)			

## CERAMIC

concrete look - flat design only  
see p. 113



## BURNER FINISH

### WHITE PEBBLES



### GREY PEBBLES



### WOOD CHIPS



### CERAMIC LOGS Smoke style



### CERAMIC LOGS Classic style



#### APPLIANCES WITH A 40 CM HIGH OPENING:

Standard version equipped with white pebbles, or grey pebbles or wood chips available on demand and without extra charge. Ceramic logs Classic Style available as an option for an additional charge.

#### APPLIANCES WITH A 60, 75 and 95 CM HIGH OPENING:

Standard version equipped with ceramic logs Smoke Style.

**NOT** available with pebbles or wood chips.



### ECOWAVE FEATURE SAVE UP TO 40% ON GAS CONSUMPTION

In ECOWAVE mode, the flame height alternates automatically between the highest and lowest position. Not only does this result in a dynamic fire (a very realistic imitation wood fire combined with the ceramic logs!), but it also uses 40% less gas than the fixed highest position. Dynamic, aesthetically pleasing and cost-saving — all in one feature!



### DOUBLE BURNER AN AGREEABLE FIRE WITH 50% OF THE POWER

An entirely new burner system was designed for the AVENUE collection. In addition to the ECOWAVE feature, there is the burner system, consisting of 2 burners. To create a cosy atmosphere, light the interior burner (so only 1 burner) for a subtle, but realistic imitation wood fire, using only 50% of the burner system's power. Perfect if you want a lovely fire, but less heating. If you light both the interior and exterior burners simultaneously, you will use the fireplace's maximum power, thus creating maximum heating!

## DOOR SYSTEM SIMPLE AND SUBTLE

For an optimal view of the fire and an ultra-clean design without any visible frame or screening, the entire AVENUE collection has been fitted with a glass plate that can be dismantled with the included suction cups. No additional tools are needed. The glass can be detached in one simple movement and then easily dismantled.

User-friendly, easy to install and to maintain!

FRONT



TUNNEL



2-SIDED L/R



3-SIDED EXT.



3-SIDED



#### GLASS PLATE WITHOUT FRAME OR SCREENING!

- easily dismantlable glass plate thanks to the included suction cups, requiring no additional tools or screws
- available with optional PREMIUM anti-reflective glass

## SPECIFICATIONS

### FIREPLACES

#### FRONT



STANDARD FINISH BLACK

ORIGINAL FINISH BLACK

DESIGN FINISH BLACK

ROUND FINISH BLACK

TRIANGLE FINISH BLACK

CERAMIC FINISH concrete look

SUPPLEMENT MAPLE GOLD COLOUR FINISH

SUPPLEMENT TERRACOTTA COLOUR FINISH

CERAMIC LOGS

PREMIUM NON REFLECTIVE GLASS SUPPLEMENT

POWER (rated power)\*\*\* (OUTPUT)

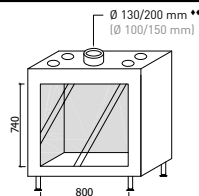
EFFICIENCY (power rated efficiency)

ECOLABEL G20

ECOLABEL G30



H 75 cm



MF 800-75 GHE 1S

€ 5.800

€ 6.921

€ 7.164

€ 7.594

€ 7.594

€ 7.594

€ 843

€ 843

included\*

€ 1.153

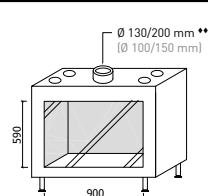
8,1 kW

84,5%

B

B

H 60 cm



MF 900-60 GHE 1S

€ 5.547

€ 6.416

€ 6.602

€ 7.039

€ 7.039

€ 7.039

€ 792

€ 792

included\*

€ 1.153

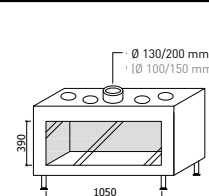
8,1 kW

84,5%

B

B

H 40 cm



MF 1050-40 GHE 1S

€ 5.547

€ 6.416

€ 6.602

€ 7.039

€ 7.039

€ 7.039

€ 792

€ 792

€ 250\*\*

€ 1.024

8,0 kW

84,8%

B

B

- flue pipe connector diam. 130/200 mm
- also possible to connect to a diam. 100/150 mm, depending on the flue route (see installation manual), and with reducer US 13A0006

for AVENUE fireplaces with combustion opening of 40cm high : standard version comes equipped with burner with pebbles/ wood chips, and as an option with ceramic wood logs Classic Style

natural gas


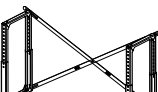
propane



+  
direct ignition  
remote control with programmable thermostat

for AVENUE fireplaces with combustion opening of 60/75/85/95 high : standard version comes equipped with ceramic wood logs Smoke Style. **NOT** available with pebbles/wood chips

## FIREPLACES MODIFICATIONS / -OPTIONS

Propane gas option 	<b>no supplement</b>
Technical box on the right-hand side (where left is standard)	<b>no supplement</b>
Steel side plate (4 mm) to replace glass plate (corner and 3-sided models)	<b>€ 51</b>
Support for elevated installation (Not available for Avenue L[arge])	
variable 30 -> 48 cm (from floor level till underside of combustion opening)	<b>€ 350</b>
 variable 48 -> 83 cm (from floor level till underside of combustion opening)	<b>€ 426</b>

PREMIUM non reflective glass: non reflective in 10 layers (prices see p. 49)

## OPTIONAL PREMIUM NON REFLECTIVE GLASS MAINTENANCE:

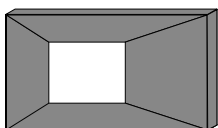
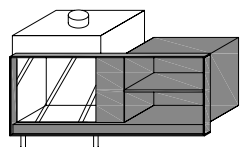
PREMIUM non reflective glass has been treated with 10 coating layers that reduce reflectivity to virtually 0%. These delicate coating layers are to be cleaned with caution. In order not to damage the coating layers on the glass (interior and exterior), please do not use hard sponges/ scourers, newspapers, steel wool, abrasive cleaning agents or cleaning agents containing ammonia.

The use of corrosive and abrasive products, such as cleaners for ceramic cookers, is not permitted either. Even the Metalfire Clean Glass 500 ml is NOT to be used for this purpose.

Please only use a neutral cleaning product (not acid or alkaline), e.g. a window cleaning product such as 'Instant' or 'Glassex', and a soft cloth or sponge. We also advise you to read our maintenance instructions in the user manual.

## FIREPLACE OPTIONS

## CONCEPTS

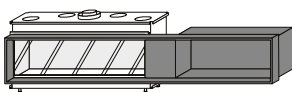
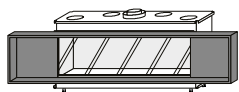
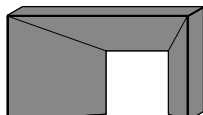
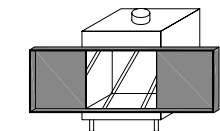


## MADE-TO-MEASURE CONCEPTS:

all concepts, extensions, floor plates,..., are available in bespoke models and dimensions. Prices provided on request by email at [calculation@metalfire.eu](mailto:calculation@metalfire.eu). See MADE-TO-MEASURE p. 87

CUSTOM MADE

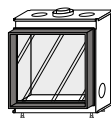

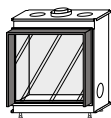
PRICE ON REQUEST



## FIREPLACE OPTIONS

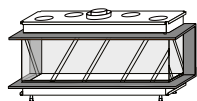
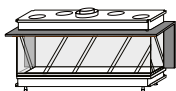
### FINISHING FRAMES STEEL 90 x 10 mm

#### FRONT



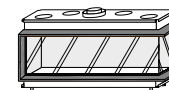
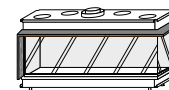
	3-SIDED		3-SIDED + PLINTH		4-SIDED	
	BLACK	MAPLE GOLD TERRACOTTA	BLACK	MAPLE GOLD TERRACOTTA	BLACK	MAPLE GOLD TERRACOTTA
MF 800-75 GHE 1S	€ 873	€ 1.392	€ 1.092	€ 1.665	€ 1.007	€ 1.559
MF 900-60 GHE 1S & T(UNNEL)	€ 873	€ 1.392	€ 1.085	€ 1.657	€ 1.007	€ 1.559
MF 1050-40 GHE 1S & T(UNNEL)	€ 865	€ 1.382	€ 1.077	€ 1.647	€ 1.000	€ 1.550
MF 1050-60 GHE 1S	€ 873	€ 1.392	€ 1.092	€ 1.665	€ 1.017	€ 1.572
MF 1050-75 GHE 1S	€ 880	€ 1.400	€ 1.143	€ 1.729	€ 1.017	€ 1.572
MF 1300-40 GHE 1S	€ 947	€ 1.484	€ 1.137	€ 1.722	€ 1.092	€ 1.665
MF 1300-60 GHE 1S	€ 963	€ 1.504	€ 1.191	€ 1.789	€ 1.107	€ 1.684
MF 1600-40 GHE 1S	€ 955	€ 1.494	€ 1.240	€ 1.850	€ 1.107	€ 1.684
MF 1300-75 GHE 1S	€ 971	€ 1.514	€ 1.272	€ 1.890	€ 1.118	€ 1.698
MF 1300-85 GHE 1S	€ 978	€ 1.523	€ 1.311	€ 1.939	€ 1.124	€ 1.705
MF 1300-95 GHE 1S	€ 985	€ 1.532	€ 1.350	€ 1.988	€ 1.130	€ 1.713

#### 3-SIDED



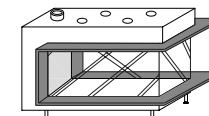
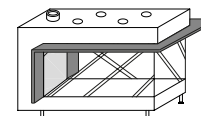
	5-SIDED		8-SIDED	
	BLACK	MAPLE GOLD TERRACOTTA	BLACK	MAPLE GOLD TERRACOTTA
MF 800-75 GHE 3S	€ 1.107	€ 1.684	€ 1.235	€ 1.844
MF 900-60 GHE 3S	€ 1.092	€ 1.665	€ 1.235	€ 1.844
MF 1050-40 GHE 3S	€ 1.092	€ 1.665	€ 1.235	€ 1.844
MF 1050-60 GHE 3S	€ 1.107	€ 1.684	€ 1.246	€ 1.858
MF 1050-75 GHE 3S	€ 1.181	€ 1.777	€ 1.320	€ 1.950
MF 1300-40 GHE 3S	€ 1.181	€ 1.777	€ 1.271	€ 1.889
MF 1300-60 GHE 3S	€ 1.181	€ 1.777	€ 1.368	€ 2.010
MF 1600-40 GHE 3S	€ 1.181	€ 1.777	€ 1.417	€ 2.072

#### 2-SIDED



	4-SIDED		6-SIDED	
	BLACK	MAPLE GOLD TERRACOTTA	BLACK	MAPLE GOLD TERRACOTTA
MF 800-75 GHE 2S L/R	€ 1.092	€ 1.665	€ 1.123	€ 1.704
MF 900-60 GHE 2S L/R	€ 1.077	€ 1.647	€ 1.123	€ 1.704
MF 1050-40 GHE 2S L/R	€ 1.077	€ 1.647	€ 1.123	€ 1.704
MF 1050-60 GHE 2S L/R	€ 1.092	€ 1.665	€ 1.123	€ 1.704
MF 1050-75 GHE 2S L/R	€ 1.168	€ 1.760	€ 1.212	€ 1.815
MF 1300-40 GHE 2S L/R	€ 1.168	€ 1.760	€ 1.212	€ 1.815
MF 1300-60 GHE 2S L/R	€ 1.168	€ 1.760	€ 1.212	€ 1.815
MF 1600-40 GHE 2S L/R	€ 1.168	€ 1.760	€ 1.246	€ 1.858

#### 3-ZIJDIG EXT



	5-SIDED		8-SIDED	
	BLACK	MAPLE GOLD TERRACOTTA	BLACK	MAPLE GOLD TERRACOTTA
MF 900-60 GHE 3S EXT	€ 1.181	€ 1.777	€ 1.274	€ 1.893
MF 1050-40 GHE 3S EXT	€ 1.107	€ 1.684	€ 1.257	€ 1.872

The **FINISHING FRAMES** are also available in varying sizes and specifications.  
Price provided upon request by email at [calculation@metalfire.eu](mailto:calculation@metalfire.eu)  
The finishing frames are available on request in the premium versions  
Brass, Bronze and Gunmetal

CUSTOM MADE

## OPTIONS FOR VENTILATION AND FLUE

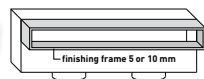
### OPTIONS FOR VENTILATION

AIRBOX-convection set (2x Airboxlight, 1x Airboxdoor, 5m flexible, 4x locking band) € 673

DOUBLE AIRBOX-convection set (4x Airboxlight, 2x Airboxdoor, 2x5m flexible, 8x locking band) € 1.345

MADE-TO-MEASURE CONVECTION AIR SLOT  
For prices, please send your plan/draft/design to  
calculation@metalfire.eu

CUSTOM MADE



on request

### OPTIONS FOR FLUE

FLUE PIPE PARTS – METALOTERM UK, see p. 53

diam. 80/130 mm

**NOT SUITABLE** for natural draught

for individual fan assisted smoke exhaust (for fans see below)

FLUE PIPE PARTS – METALOTERM US, see p. 63

diam. 100/150 mm

for smoke exhaust with natural draught (depending on flue route, see installation manual)

for individual fan assisted smoke exhaust (for fans see below)

diam. 130/200 mm

for smoke exhaust with natural draught (depending on flue route, see installation manual)

**NOT SUITABLE** for individual fan assisted smoke exhaust

(INDIVIDUAL) MECHANICAL SMOKE FAN (diameter connection plate 80/130 mm)  
Please explicitly define connection plate when ordering.

**RHGC160** smoke extractor for mounting on façade and roof/chimney,  
automatic speed controller EFC21 (pre-mounted in the technical box  
of the appliance) -> to be installed in combination with:  
**METALOTERM UK 80/130** mm flue pipe



€ 2.747

**RHGC160** smoke extractor for mounting on façade and roof/chimney,  
automatic speed controller EFC21 (pre-mounted in the technical box  
of the appliance) -> to be installed in combination with:  
**METALOTERM US 100/150** mm flue pipe



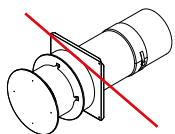
€ 2.747

**heat resistant electrical cable 7G 1,5 mm²** (silicone cable, max. 180°C),  
to run from fireplace (technical box) to smoke fan

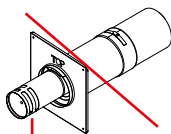
€ 14/meter

## ! NOT SUITABLE FOR METALFIRE AVENUE FIREPLACES:

USDHC 13

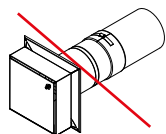


USDHC2 10



2 slots

USDHC3 10



## SPARE PARTS

Heat resistant paint/spray, black, 400 ml (12 item box) € 360

Suction cup for glass 55 €/p.

Remote control



€ 136

## SPARE PARTS

## CERAMIC GLASS PLATE

## FRONT / TUNNEL

MF 800-75 GHE 1S	€ 433
MF 900-60 GHE 1S & T(UNNEL)	€ 433
MF 1050-40 GHE 1S & T(UNNEL)	€ 363
MF 1050-60 GHE 1S	€ 433
MF 1050-75 GHE 1S	€ 517
MF 1300-40 GHE 1S	€ 433
MF 1300-60 GHE 1S	€ 517
MF 1600-40 GHE 1S	€ 433
MF 1300-75 GHE 1S	€ 667
MF 1300-85 GHE 1S	€ 723
L(arge) MF 1300-95 GHE 1S	€ 795

2-SIDED	GLASS FRONT	GLASS SIDE
MF 800-75 GHE 2S L/R	€ 517	€ 175
MF 900-60 GHE 2S L/R	€ 517	€ 155
MF 1050-40 GHE 2S L/R	€ 447	€ 133
MF 1050-60 GHE 2S L/R	€ 585	€ 155
MF 1050-75 GHE 2S L/R	€ 585	€ 175
MF 1300-40 GHE 2S L/R	€ 517	€ 133
MF 1300-60 GHE 2S L/R	€ 585	€ 155
MF 1600-40 GHE 2S L/R	€ 517	€ 133

3-SIDED	GLASS FRONT	1 GLASS SIDE
MF 800-75 GHE 3S	€ 509	€ 175
MF 900-60 GHE 3S	€ 509	€ 155
MF 1050-40 GHE 3S	€ 439	€ 133
MF 1050-60 GHE 3S	€ 509	€ 155
MF 1050-75 GHE 3S	€ 579	€ 175
MF 1300-40 GHE 3S	€ 509	€ 133
MF 1300-60 GHE 3S	€ 579	€ 155
MF 1600-40 GHE 3S	€ 509	€ 133

3-SIDED EXT	GLASS FRONT	1 GLASS SIDE
MF 900-60 GHE 3S EXT	€ 517	€ 155
MF 1050-40 GHE 3S EXT	€ 447	€ 133

## SPARE PARTS

## CERAMIC NON REFLECTIVE GLASS PLATE

## FRONT / TUNNEL

MF 800-75 GHE 1S	€ 1.185
MF 900-60 GHE 1S & T(UNNEL)	€ 1.185
MF 1050-40 GHE 1S & T(UNNEL)	€ 1.056
MF 1050-60 GHE 1S	€ 1.185
MF 1050-75 GHE 1S	€ 1.249
MF 1300-40 GHE 1S	€ 1.185
MF 1300-60 GHE 1S	€ 1.249
MF 1600-40 GHE 1S	€ 1.185
MF 1300-75 GHE 1S	€ 1.213
MF 1300-85 GHE 1S	€ 1.375
L(arge) MF 1300-95 GHE 1S	€ 1.601

2-SIDED	GLASS FRONT	GLASS SIDE
MF 800-75 GHE 2S L/R	€ 1.217	€ 431
MF 900-60 GHE 2S L/R	€ 1.217	€ 379
MF 1050-40 GHE 2S L/R	€ 1.090	€ 328
MF 1050-60 GHE 2S L/R	€ 1.217	€ 379
MF 1050-75 GHE 2S L/R	€ 1.217	€ 431
MF 1300-40 GHE 2S L/R	€ 1.217	€ 328
MF 1300-60 GHE 2S L/R	€ 1.217	€ 379
MF 1600-40 GHE 2S L/R	€ 1.217	€ 328

3-SIDED	GLASS FRONT	1 GLASS SIDE
MF 800-75 GHE 3S	€ 1.210	€ 431
MF 900-60 GHE 3S	€ 1.210	€ 379
MF 1050-40 GHE 3S	€ 1.083	€ 328
MF 1050-60 GHE 3S	€ 1.210	€ 379
MF 1050-75 GHE 3S	€ 1.274	€ 431
MF 1300-40 GHE 3S	€ 1.210	€ 328
MF 1300-60 GHE 3S	€ 1.274	€ 379
MF 1600-40 GHE 3S	€ 1.210	€ 328

3-SIDED EXT	GLASS FRONT	1 GLASS SIDE
MF 900-60 GHE 3S EXT	€ 1.217	€ 379
MF 1050-40 GHE 3S EXT	€ 1.090	€ 328

## FIRST AID

### CUSTOMER SUPPORT

The customer service department is at the heart of our after-sales service. You can direct all your questions here. If necessary, they will refer you to the most appropriate person.

+32 (0)9 261 51 95

### CALCULATIONS

In addition to the equipment price and standard design concepts which you will find noted in this price list, you can also contact our calculation service. Our calculations department will help you with your offers for both made to measure equipment and for the design of made to measure fireplaces.

+32 (0)9 261 51 92 — [calculation@metalfire.eu](mailto:calculation@metalfire.eu)

### ORDERS

This department centralizes and manages orders. Incoming orders are included in the production schedule. You will then receive an order confirmation with a specific delivery timescale. This department is also available for product status updates.

+32 (0)9 261 51 95 — [order@metalfire.eu](mailto:order@metalfire.eu)

### PROJECT ENGINEERING

All made to measure components are designed by our project engineers. These 3D drawings are then sent to the customer for confirmation. After confirmation, these primary designs are turned into finalised production drawings.

+32 (0)9 261 51 99 — [robby.viaene@metalfire.eu](mailto:robby.viaene@metalfire.eu) - [kristof.de.groote@metalfire.eu](mailto:kristof.de.groote@metalfire.eu)

### AFTER SALES SUPPORT

For technical questions after placement, service and any call outs, you can contact our customer service department.

+32 (0)9 261 53 08 — [service@metalfire.eu](mailto:service@metalfire.eu)

### FINANCE

You can go to our finance department for questions regarding payments and invoicing.

[finance@metalfire.eu](mailto:finance@metalfire.eu)

### SUPPORT

You can contact our technical and sales support for any advice or questions surrounding the technicality of the product before placing your order. This can range from monitoring your information plan to information on the flue, dimensions and specifics of our models

[support@metalfire.eu](mailto:support@metalfire.eu)

### TECHNICAL DRAWINGS

All drawings for AVENUE *plus* fireplaces can be downloaded in PDF and DWG format from [www.metalfire.eu](http://www.metalfire.eu). Drawings for made to measure parts are made after the order, before final production and will be presented for approval at least 6 weeks before delivery.

### ATTENTION!

After your approval, adjustments can only be made subject to additional payment of worked hours and materials.

**So please check the drawings and adjusted order confirmation thoroughly.**



# METALOTERM

## FLUE PIPE PARTS



Metalfire fireplaces are tested with Metaloterm flues. Ideally, metaloterm parts are used to achieve the stated efficiencies.

[www.metaloterm.com](http://www.metaloterm.com)

### 53 METALOTERM UK

Ø 80/125 mm

#### AVENUE<sup>plus</sup>

- › natural draught (according to flue route, see manual)
- › individual fan assisted draught (for smoke fans)

#### AVENUE

- › individual fan assisted draught (for smoke fans)

### 63 METALOTERM US

Ø 100/150 mm

#### AVENUE<sup>plus</sup>

- › natural draught (according to flue route, see manual)
- › individual fan assisted draught (for smoke fans)

Ø 130/200 mm

#### AVENUE

- › natural draught (according to flue route, see manual)

#### AVENUE

- › natural draught (according to flue route, see manual)
- › individual fan assisted draught (for smoke fans)



# METALOTERM UK

80/125 mm

## CONCENTRIC FLUE PIPE PARTS

Only concentric ducts type UK of the "eOntop Metaloterm" brand may be connected to the models of the AVENUE collection with mechanical exhaust.

The Metaloterm UK system is made of stainless steel with a sealing ring.

A space of min. 5 cm must be left between the duct exterior and the wall or ceiling. The temperature of the exterior pipe housing may reach 140°C.

The exhaust outlet of the flue gas exhaust ducts must meet the following standards:

NBN 51/003 for Belgium

NEN 2757 for the Netherlands

NFD 35-377 for France



CODE	N°	OMSCHRIJVING	80/125 mm
US 10A0052	1	Reducer for <b>AVENUE</b> <i>plus</i> US100/150 ☒ UK80/125	€ 88
US 13A0006	2	Reducer for <b>AVENUE</b> US130/200 ☒ UK80/125	€ 123
UK 100 08	3	Length 100 cm	€ 76
UK 50 08	4	Length 50 cm	€ 57
UK 25 08	5	Length 25 cm	€ 46
UK 10 08	6	Length 10 cm	€ 81
UKB 15 08	7	Elbow 15°	€ 65
UKB 30 08	8	Elbow 30°	€ 65
UKB 43 08	9	Elbow 43°	€ 65
UKB 87 08	10	Elbow 87°	€ 84
UKBI87 08	11	Elbow 87° with inspection element	€ 150
UKBLG 08	12	Elbow 87° with air inlet	€ 150
UKBT 08	13	Guy-wire band	€ 41
UKCP 08	14	Center plate (pair)	€ 31
UKDH	15	Slope roof flashing 5° - 30°	€ 75
UKDHC1	16	Horizontal terminal excentric with small wall cover	€ 124
UKDPRV	17	Flat roof flashing	€ 75
UKDQ 08	18	Roof support	€ 50
UKDVC2 08	19	Vertical terminal	€ 154
UKI 08	20	Inspection element	€ 126
UKILG 08	21	Inspection length with air supply	€ 126
UKKB 08	22	Locking band	€ 10
UKLA 08	23	Top stub with air supply	€ 99
UKLS 08	24	Lead slope roof flashing 20° - 45°	€ 92
UKMA 08	25	Top stub with air supply	€ 55
UKMB 08	26	Wall band	€ 39
UKMO 08	27	Support band for UKOL	€ 36
UKMP 08	28	Wall cover	€ 22

CODE	N°	OMSCHRIJVING	80/125 mm
UKOL 1 08	29	Support light 50-90mm (pair)	€ 36
UKOL 2 08	30	Support light 90-200mm (pair)	€ 47
UKPP 08	31	Adjustable length	€ 79
UKS 08	32	Storm collar	€ 16
UKSK 08	33	Reinforced locking band	€ 41
UKT 87 08	34	Tee 87°	€ 148
UKTE 08	35	End cap	€ 69
UKTY 08	36	Trouser section	€ 70
UKVG 08	37	Increaser [80/125 -> 100/150]	€ 90
UKVQ 08	38	Ceiling support	€ 41
EPDM 08	39	EPDM ring	€ 7
VITON 08	40	Viton ring	€ 10

Surcharge powder coat RAL9017 (half shine, smooth blackgrey)	25%
Surcharge powder coat Cewetherm 300 (matt, soft touch olive black)	25%
Surcharge solvent paint (mat black 910 / mat grey 970 / mat anthracite 930)	25%
Surcharge brushed outer wall	50%
Surcharge coppered outer wall	50%

## SYSTEM DESCRIPTION

### METALOTERM® UK

The Metaloterm® system is a modular concentric flue system, made of stainless steel with a sealing ring which combines air inlet and flue.

Metaloterm® UK is suitable for low temperatures, condensing and non-condensing applications with flue gasses in positive or negative pressure.

The system is suited for room sealed applications such as condensing heaters and boilers. For Passive house the Metaloterm® assortment provides the Iso-block which can be combined with UK.

### APPLICATIONS METALOTERM® UK

- Concentric flue-system for balanced flue/direct vent gas-fired boilers
- Combined flue-system and air inlet for heating room

### ADVANTAGES METALOTERM® UK

- Boiler adaptors are being manufactured on specification
- Horizontal and vertical terminals
- Sealing rings pre-mounted in every product
- Inner and outer wall of high quality stainless steel
- Easy assembly; lightweight elements
- Compatible with system Metaloterm® ME, UE and MF

## TECHNICAL CHARACTERISTICS

Application	Balanced flue/direct vent
Operating mode	Dry/wet
Pressure	Negative/positive pressure
Max. working pressure	200 Pa
Operating temperature	200 °C
Max. temperature allowed	200 °C
Inner wall	material
	thickness
Outer wall	material
	thickness
Sealant	material
Fuel type	Oil/gas

Inner diameter  
mm 80

Outer diameter  
mm 125

Cross section  
cm<sup>2</sup> 70

Weight  
±kg/m 2,1

**1/ US 10A0052**REDUCER FOR AVENUE<sup>plus</sup>

100/150 ☒ 80/125

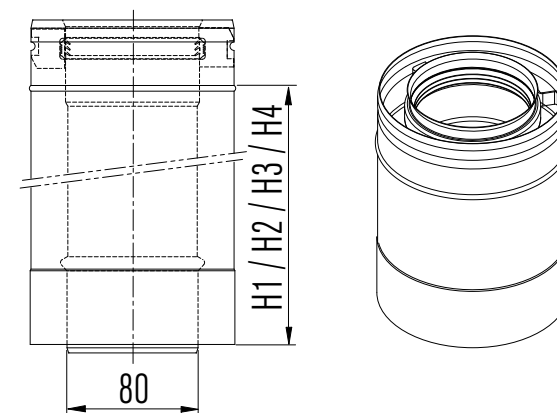
**2/US 13A0006**

REDUCER FOR AVENUE

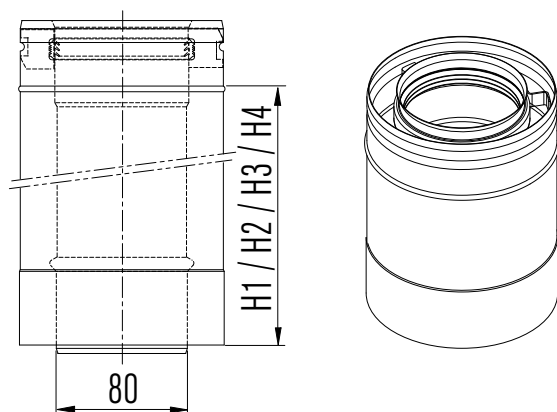
130/200 ☒ 80/125

**3/ UK 100 08**

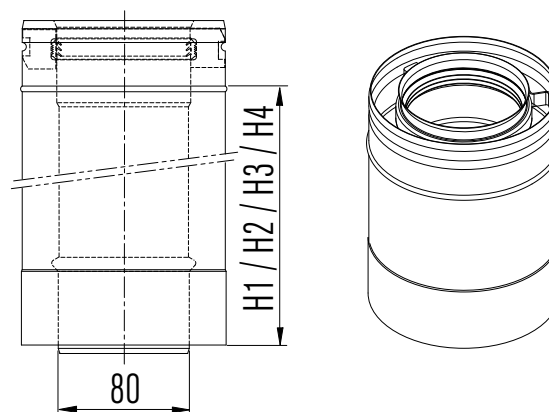
LENGTH 100 CM

**4/ UK 50 08**

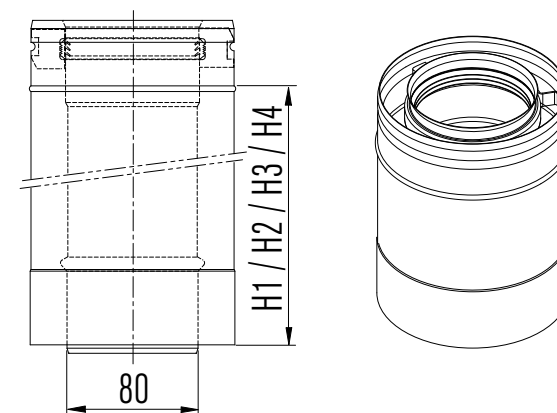
LENGTH 50 CM

**5/ UK 25 08**

LENGTH 25 CM

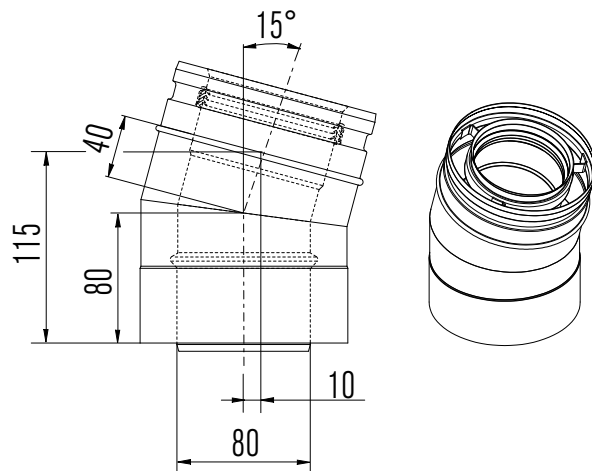
**6/ UK 10 08**

LENGTH 10 CM



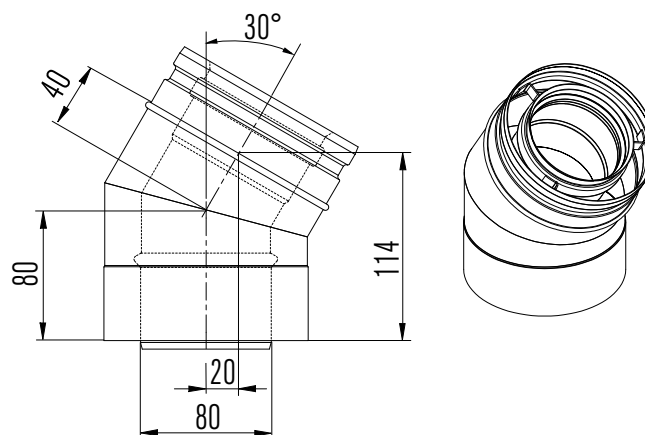
**7/ UKB 15 08**

ELBOW 15°



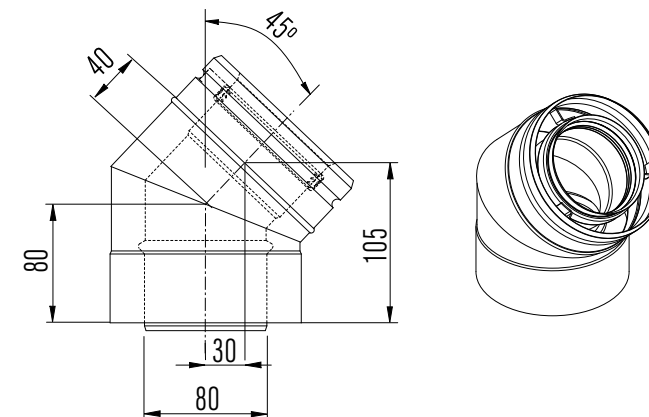
**8/ UKB 30 08**

ELBOW 30°



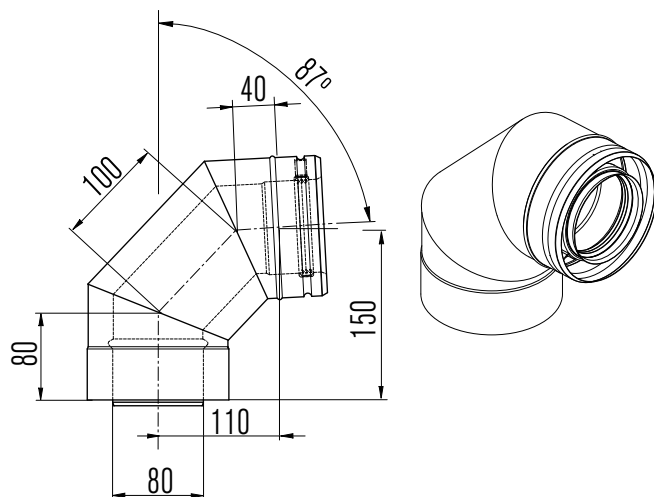
**9/ UKB 43 08**

ELBOW 43°



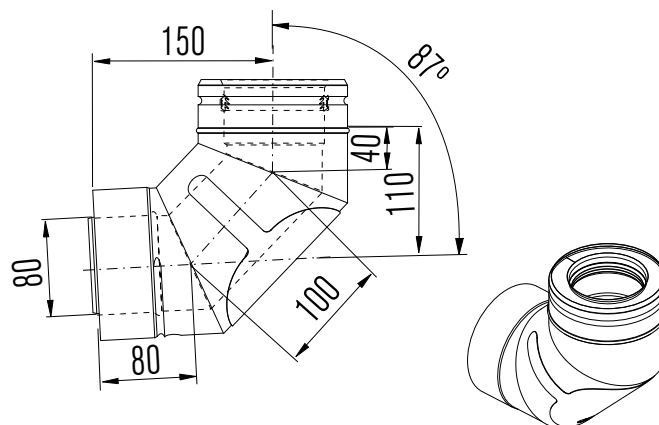
**10/ UKB 87 08**

ELBOW 87°



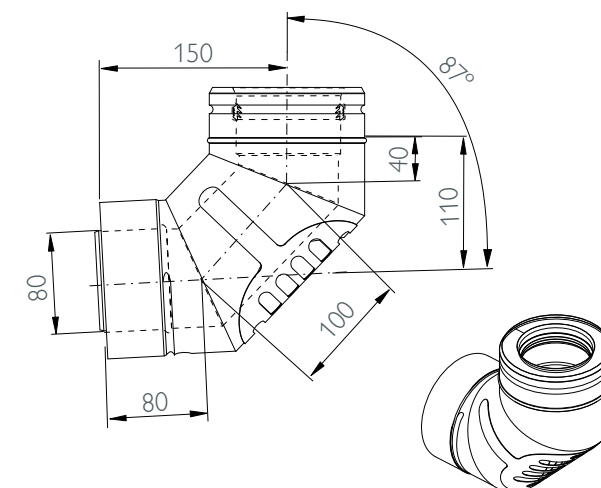
**11/ UKBI87 08**

ELBOW 87° WITH INSPECTION ELEMENT



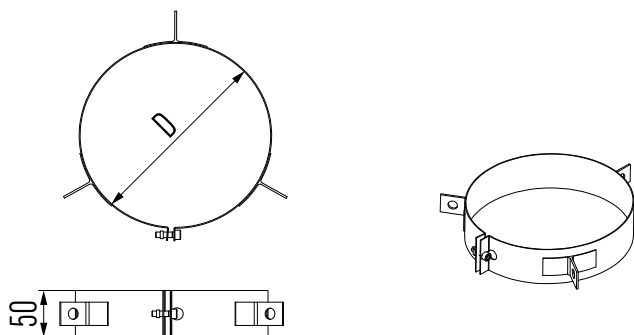
**12/ UKBLG 08**

ELBOW 87° WITH AIR INLET

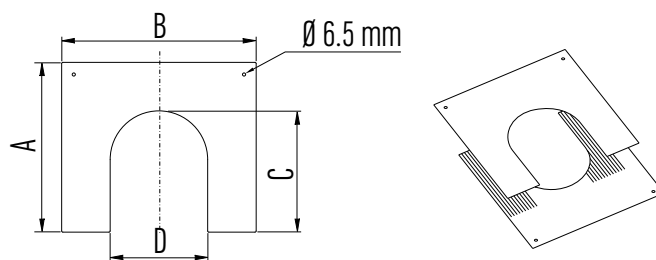


**13/ UKBT 08**

GUY-WIRE BAND

**14/ UKCP 08**

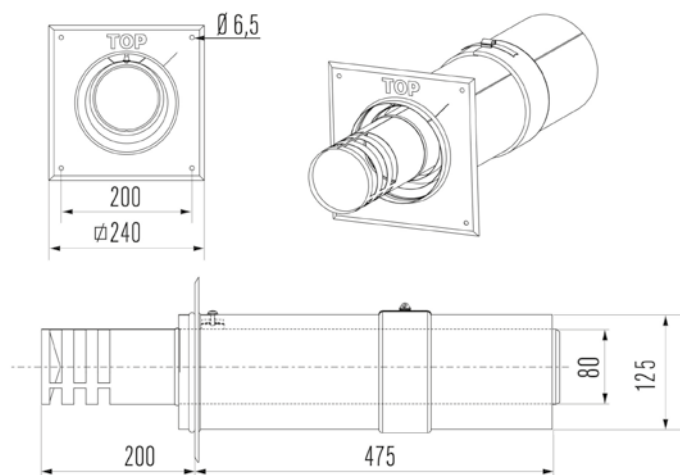
CENTER PLATE (PAIR)

**15/ UKDH 08**

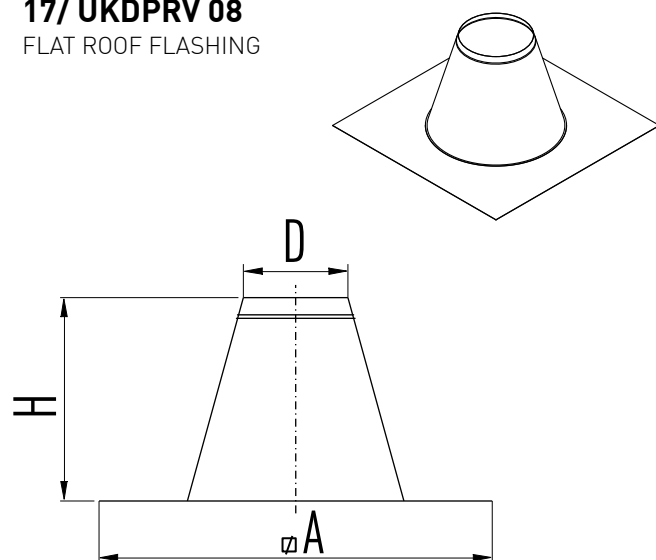
SLOPE ROOF FLASHING 5° - 30°

**16/ UKDHC1 08**

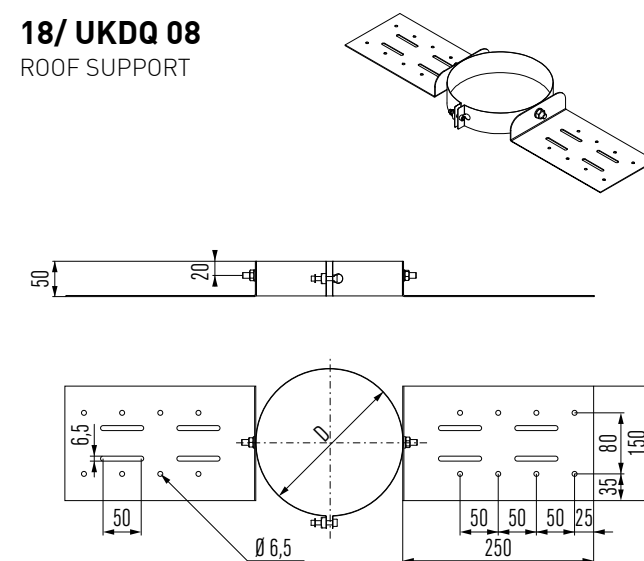
HORIZONTAL TERMINAL EXCENTRIC WITH SMALL WALL COVER

**17/ UKDPRV 08**

FLAT ROOF FLASHING

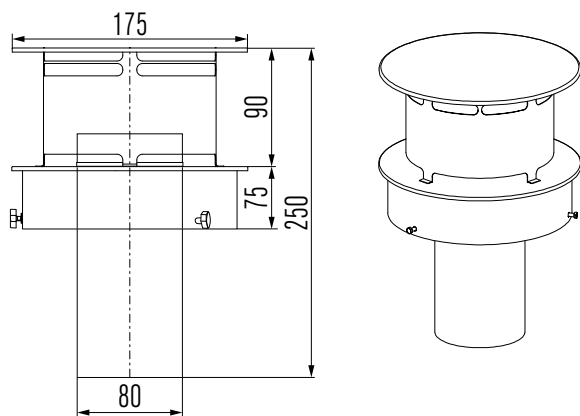
**18/ UKDQ 08**

ROOF SUPPORT

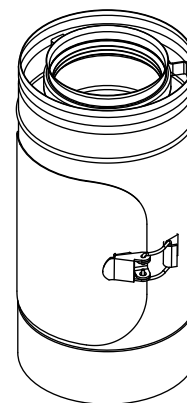
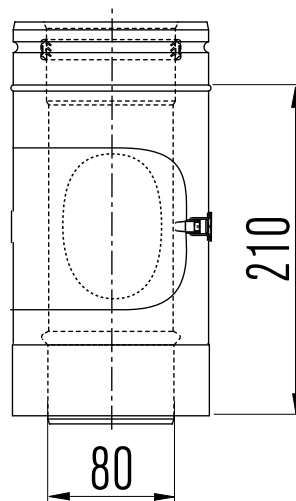




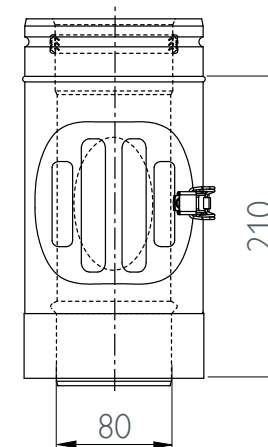
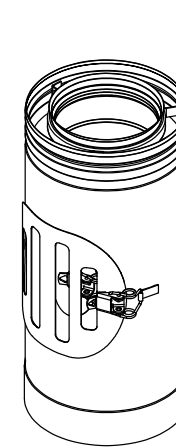
**19/ UKDVC2 08**  
VERTICAL TERMINAL



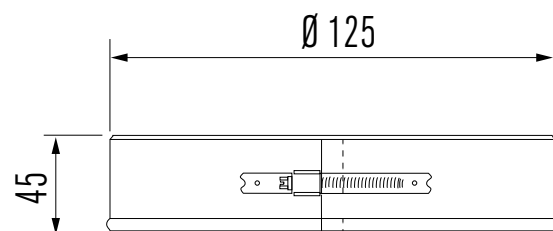
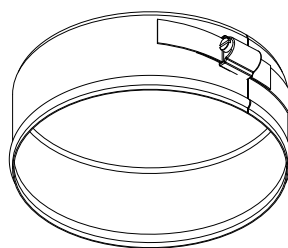
**20/ UKI 08**  
INSPECTION ELEMENT



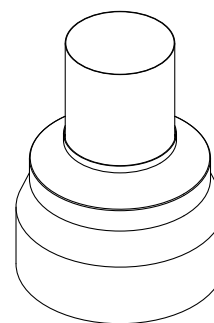
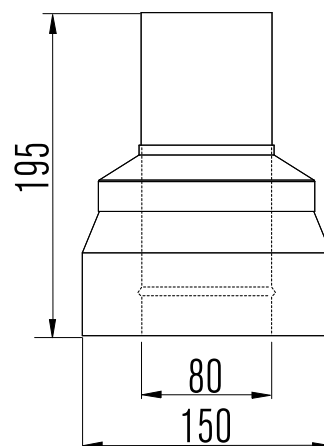
**21/ UKILG 08**  
INSPECTION LENGTH WITH AIR SUPPLY



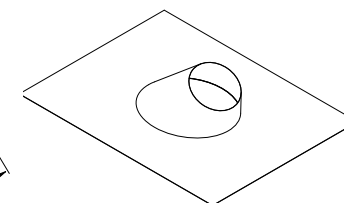
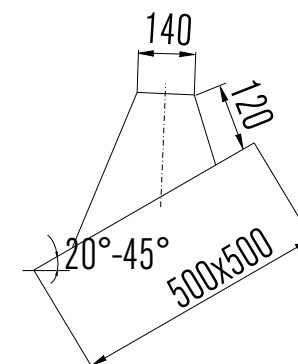
**22/ UKKB 08**  
LOCKING BAND



**23/ UKLA 08**  
TOP STUB WITH AIR SUPPLY

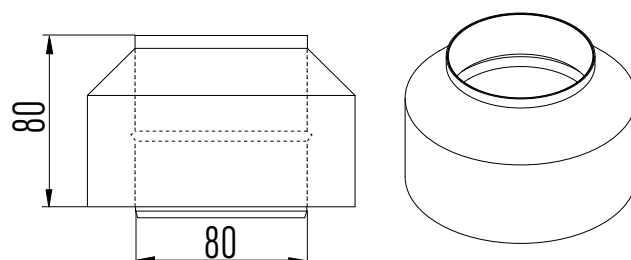


**24/ UKLS 08**  
LEAD SLOPE ROOF  
FLASHING 20° - 45°

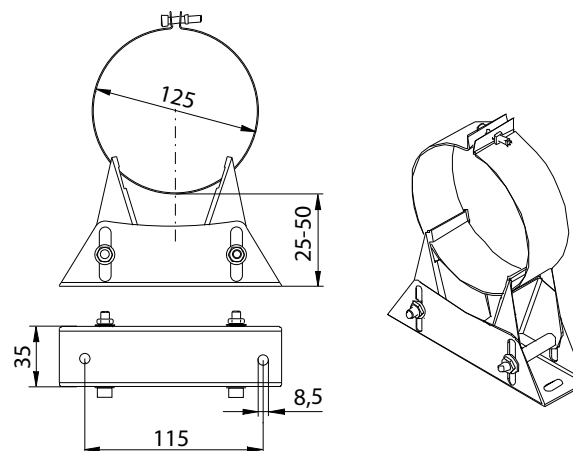


**25/ UKMA 08**

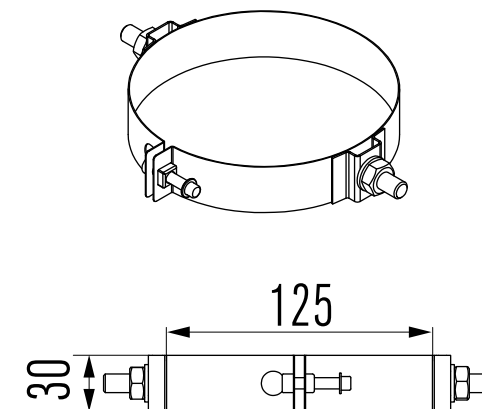
TOP STUB WITH AIR SUPPLY

**26/ UKMB 08**

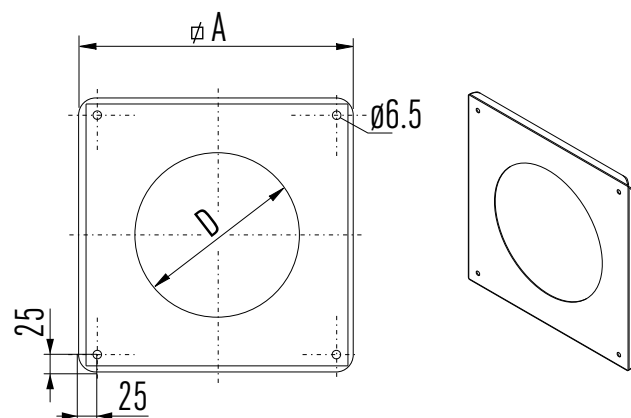
WALL BAND

**27/ UKMO 08**

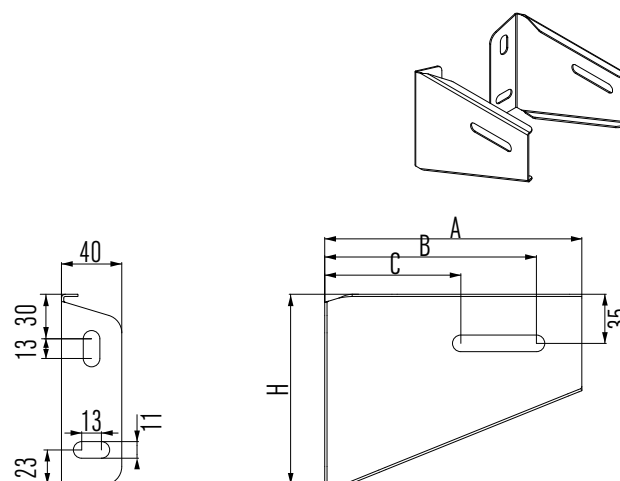
SUPPORT BAND FOR UKOL

**28/ UKMP 08**

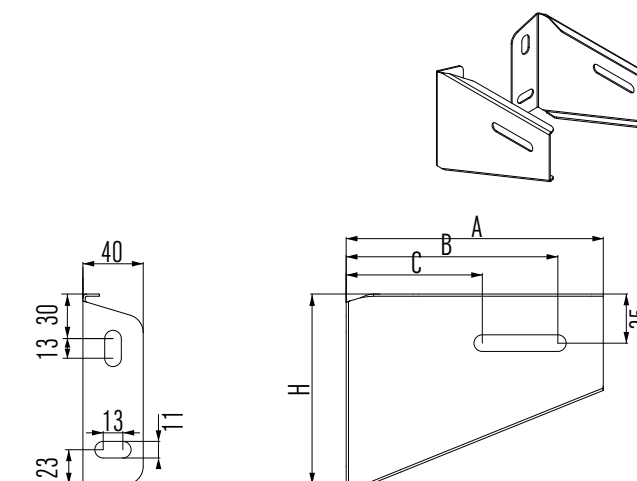
WALL COVER

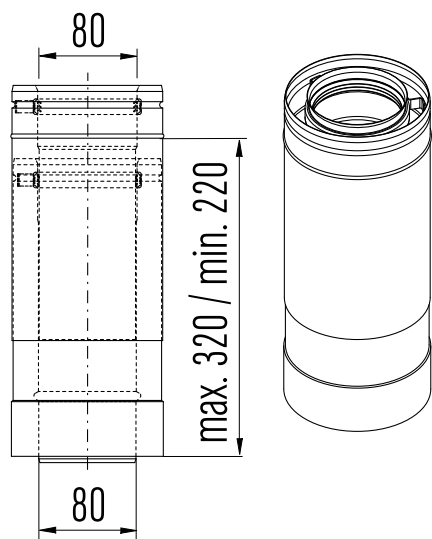
**29/ UKOL 1 08**

SUPPORT LIGHT 50-90MM (PAIR)

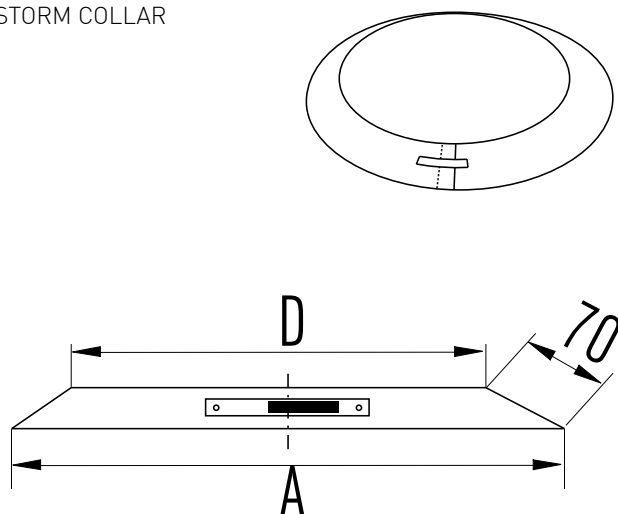
**30/ UKOL 2 08**

SUPPORT LIGHT 90-200MM (PAIR)

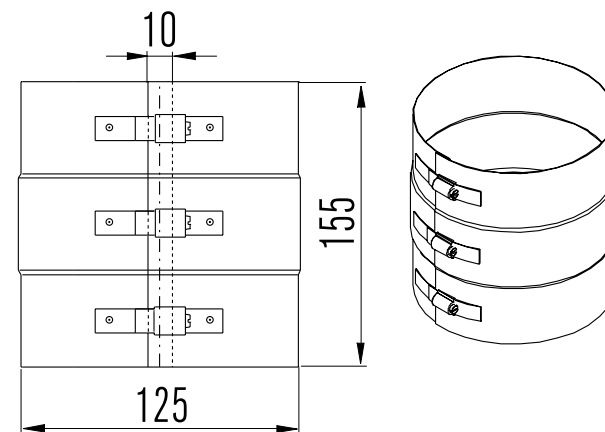


**31/ UKPP 08**ADJUSTABLE  
LENGTH**32/ UKS 08**

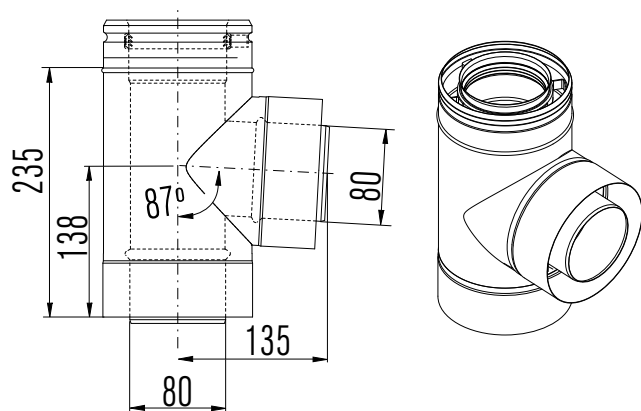
STORM COLLAR

**33/ UKSK 08**

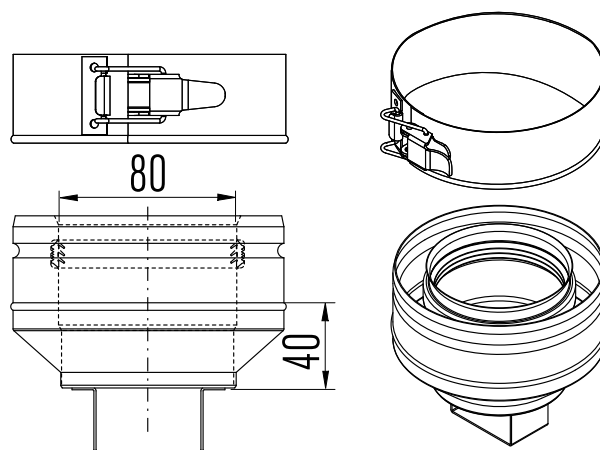
REINFORCED LOCKING BAND

**34/ UKT 87 08**

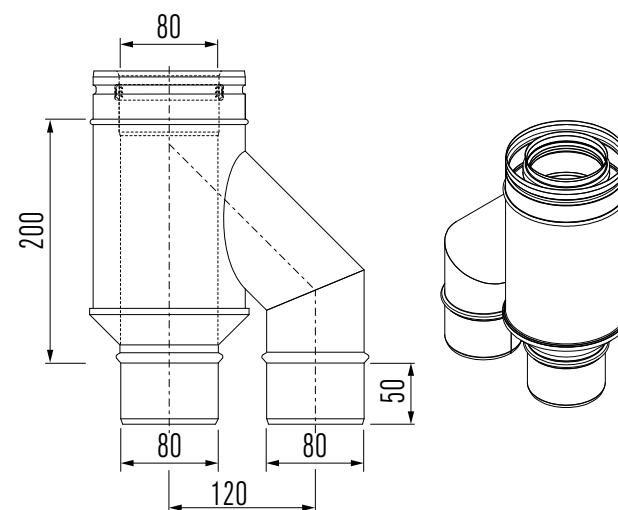
TEE 87°

**35/ UKTE 08**

END CAP

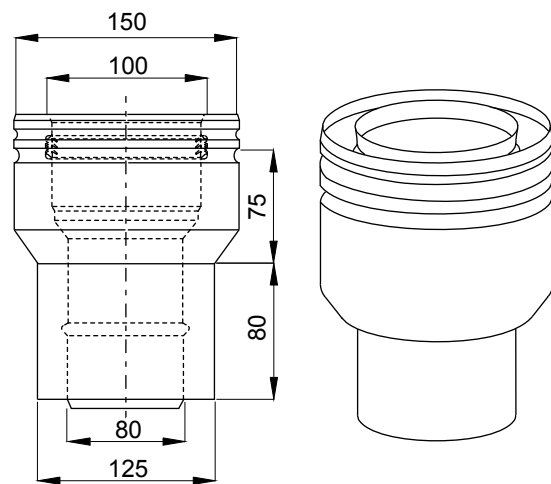
**36/ UKTY 08**

TROUSER SECTION

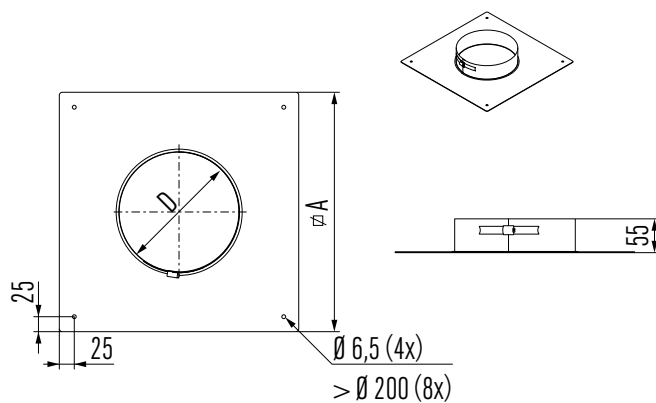


**37/ UKVG 08**

INCREASER (80/125 -&gt; 100/150)

**38/ UKVQ 08**

CEILING SUPPORT

**39/ EPDM 08**

EPDM RING

**40/ VITON 08**

VITON RING

# METALOTERM US

100/150 mm – 130/200 mm

## CONCENTRIC FLUE PIPE PARTS

Only concentric ducts type US of the "eOntop Metaloterm" brand may be connected to the models of the AVENUE collection.

A space of min. 5 cm must be left between the duct exterior and the wall or ceiling. The temperature of the exterior pipe housing may reach 140°C. No section of the flue gas duct configuration may be allowed to slope downwards.

The installation instructions and assembly manuals in English are available on [www.metaloterm.com](http://www.metaloterm.com).  
Flue gas duct configurations with the corresponding diameters (100/150 mm or 130/200 mm) may be calculated using the guidelines and formulas in the manuals.

The exhaust outlet of the flue gas exhaust ducts must meet the following standards:

NBN 51/003 for Belgium  
NEN 2757 for the Netherlands  
NFD 35-377 for France



CODE	N°	OMSCHRIJVING	100/150 mm	130/200 mm
<b>US 100</b>	8	Length 100 cm	€ 98	€ 125
<b>US 50</b>	8	Length 50 cm	€ 75	€ 108
<b>US 25</b>	8	Length 25 cm	€ 64	€ 81
<b>USAB</b>	22	Locking band smooth	€ 15	€ 19
<b>USAH</b>	23	Positioner	€ 28	€ 28
<b>USB 15</b>	3	Elbow 15°	€ 98	€ 130
<b>USB 30</b>	4	Elbow 30°	€ 98	€ 130
<b>USB 45</b>	5	Elbow 45°	€ 123	€ 164
<b>USB 90</b>	6	Elbow 90°	€ 111	€ 149
<b>USBI</b>	7	Elbow 90° with inspection cover	€ 197	€ 248
<b>USCP</b>	36	Centre plates	€ 33	€ 37
<b>USD 100</b>	---	Length 100 cm design	€ 98	€ 121
<b>USDA</b>	---	Adaptor design	€ 32	€ 41
<b>USDH</b>	24	Flashing slope roof	€ 75	€ 86
<b>USDHC4 13</b>	29	Horizontal terminal with drop plate cast iron grey (incl. USAB)	---	€ 282
<b>USDHC5 10</b>	30	Horizontal terminal eccentric with small wall cover (incl. USAB)	€ 125	---
<b>USDHC1 13</b>	31	Horizontal terminal excentric with small wall cover + USAB	---	€ 282
<b>USDHC6</b>	---	Horizontal terminal design, easy flow (incl. USAB)	€ 279	€ 354
<b>USDO</b>	---	Connector US design - US 100 cm	€ 98	€ 121
<b>USDOC</b>	---	Connector US - US design 100 cm	€ 98	€ 121
<b>USDP</b>	25	Flat roof flashing	€ 75	€ 86
<b>USDPAL</b>	26	Flat roof flashing aluminium	€ 44	€ 44
<b>USDQ</b>	19	Roof support	€ 51	€ 55
<b>USDSC</b>	---	Terminal "snorkel"	€ 525	---
<b>USDVC</b>	33	Vertical terminal	---	€ 319
<b>USDVC2</b>	32	Vertical terminal + USKB	€ 219	---
<b>USE 0304</b>	34	Cap 3/4"	€ 8	€ 8

CODE	N°	OMSCHRIJVING	100/150 mm	130/200 mm
<b>USEB</b>	15	Wall band	€ 16	€ 19
<b>USEM</b>	9	Probe length	€ 135	€ 152
<b>USI</b>	10	Inspection element	€ 178	€ 196
<b>USKB</b>	20	Locking band	€ 13	€ 19
<b>USKBS</b>	21	Locking band with screw fitting	€ 14	€ 20
<b>USLE</b>	---	Lead slope roof flashing 45° - 60°	€ 164	€ 185
<b>USLS</b>	27	Lead slope roof flashing 20° - 45°	€ 118	€ 146
<b>USMB</b>	16	Wall band	€ 37	€ 41
<b>USMO</b>	17	Support band for USOL	€ 33	€ 37
<b>USMPG</b>	35	Wall plate	€ 31	€ 44
<b>USOL 1</b>	18	Support light 50-90mm	€ 37	€ 37
<b>USOL 2</b>	18	Support light 90-200mm	€ 47	€ 49
<b>USPP</b>	11	Adjustable length	€ 92	€ 107
<b>USR</b>	37	Rosette	€ 19	€ 24
<b>USSAN</b>	12	Renovation set	€ 172	€ 227
<b>USSAN1</b>	13	Renovation set, top	€ 101	---
<b>USSAN2</b>	14	Renovation set, bottom	€ 101	---
<b>USSR</b>	28	Storm collar	€ 22	€ 30
<b>USVG10 13</b>	1	Increaser 100>130 mm	€ 93	---
<b>USVK10 13</b>	2	Reducer 130>100 mm	---	€ 93

Surcharge powder coat RAL9017 (half shine, smooth blackgrey)	25%
Surcharge powder coat Cewetherm 300 (matt, soft touch olive black)	25%
Surcharge solvent paint (mat black 910 / mat grey 970 / mat anthracite 930)	25%
Surcharge brushed outer wall	50%
Surcharge coppered outer wall	50%

## SYSTEM DESCRIPTION

### METALOTERM® US

The Metaloterm® US system is a modular concentric balanced flue system, made of stainless steel which combines air inlet and flue. Metaloterm® US is suitable for high temperature, non-condensing applications with flue gasses in negative pressure. It can be applied on all types of balanced flue gas-fired stoves (class C11 and C31).

For Passive house the Metaloterm® assortment provides the Iso-block which can be combined with US.

### APPLICATIONS METALOTERM® US

- Concentric flue system for balanced flue gas-fired stoves (class C11 and C31)

### ADVANTAGES METALOTERM® US

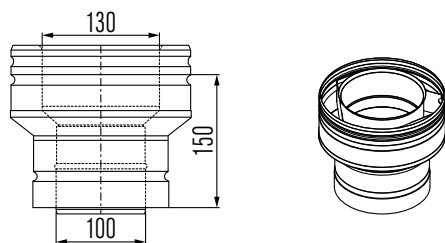
- Both wall- and roof terminals available
- Easy assembly; lightweight elements
- Wide product range offers solutions for virtually all situations
- Tested in combination with many appliances according to EN 613
- Also available in black

## TECHNICAL CHARACTERISTICS

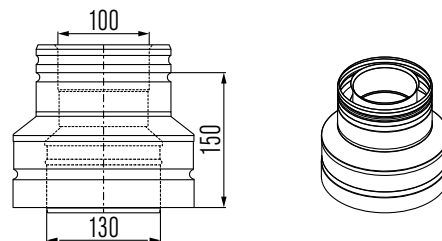
Application			Balanced flue
Operating mode			Dry
Pressure			Negative pressure
Max. working pressure			-
Operating temperature			600 °C
Max. temperature allowed			600 °C
Inner wall	material	AISI 304/EN 1.4301	
	thickness	0.4 mm	
Outer wall	material	AISI 304/EN 1.4301	
	thickness	0.4 mm	
Fuel type			Gas/pellets normal (wood)
Inner diameter			
mm	100	130	
Outer diameter			
mm	150	200	
Cross section			
cm²	79	133	
Weight			
±kg/m	2,5	4,0	

**1 / USVG10 13**

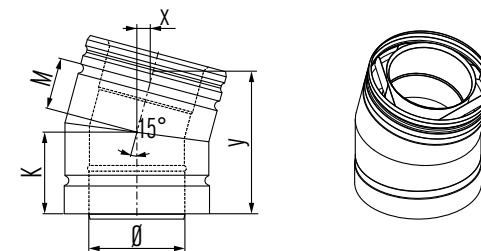
INCREASER 100&gt;130 MM

**2 / USVK10 13**

REDUCER 130&gt;100 MM

**3 / USB 15**

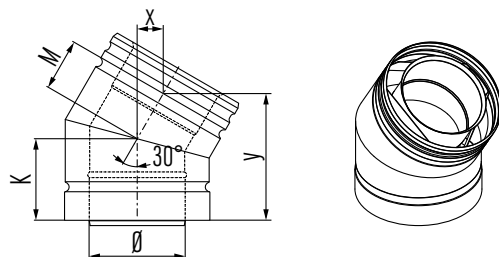
ELBOW 15°



Ø	100	130
K	85	95
M	55	65
x	15	15
y	140	165

**4 / USB 30**

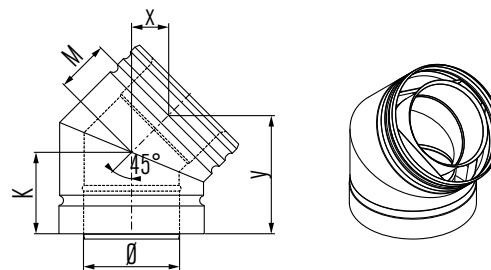
ELBOW 30°



Ø	100	130
K	85	95
M	55	65
x	30	35
y	135	150

**5 / USB 45**

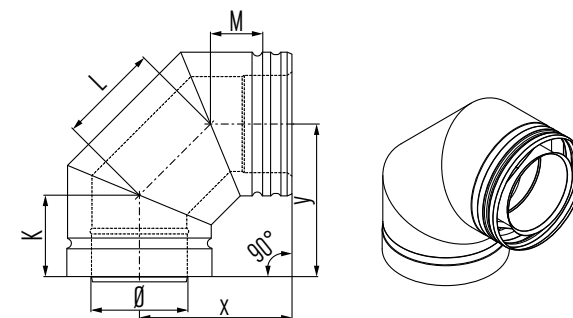
ELBOW 45°



Ø	100	130
K	85	95
M	55	65
x	35	45
y	125	140

**6 / USB 90**

ELBOW 90°

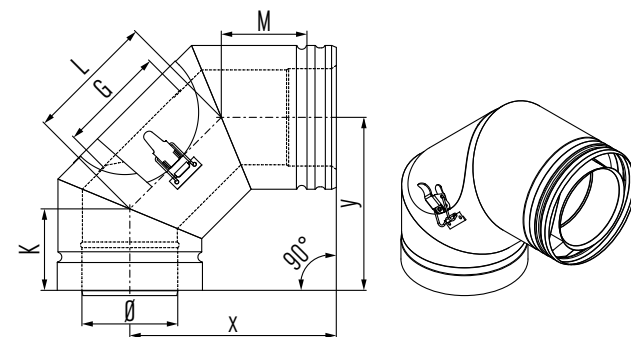


Ø	100	130
K	85	95
L	105	125
M	55	65
x	130	155
y	160	185



## 7 / USBI

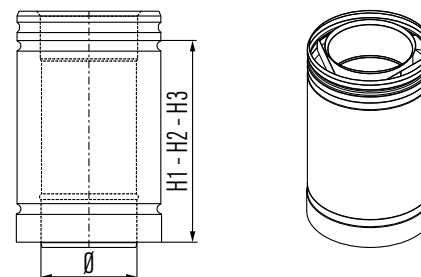
ELBOW 90° WITH INSPECTION COVER



Ø	100	130
K	85	95
L	135	155
M	90	65
G	100	130
x	185	175
y	180	205

## 8 / US 100 - 50 - 25

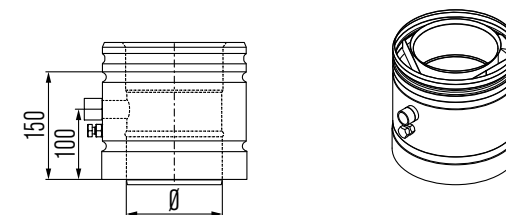
LENGTH



Ø	100	130
H1	955	955
H2	460	460
H3	220	220

## 9 / USEM

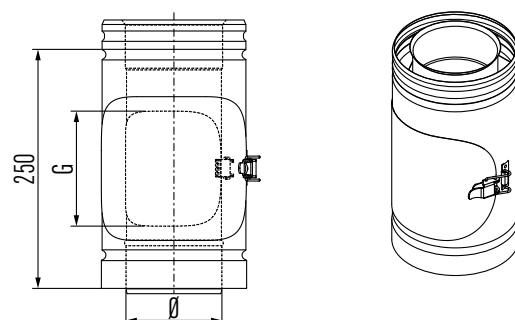
PROBE LENGTH



Ø	100	130
---	-----	-----

## 10 / USI

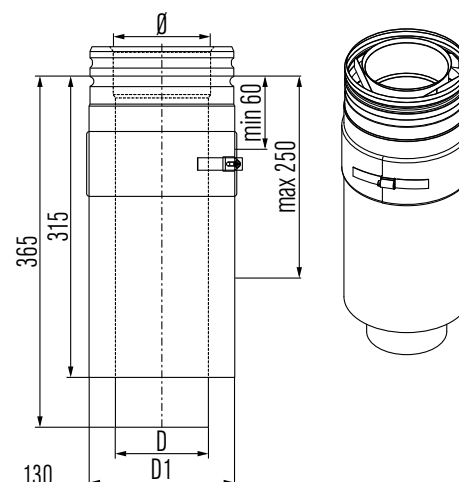
INSPECTION ELEMENT



Ø	100	130
G	100	130

## 11 / USPP

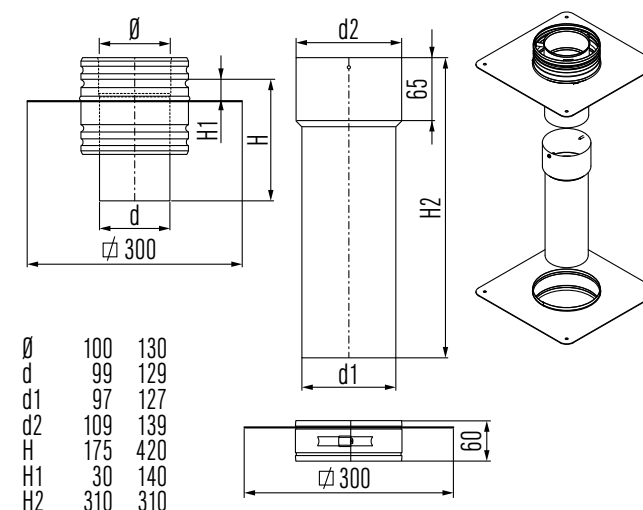
ADJUSTABLE LENGTH



Ø	100	130
D1	152	202
D	97	127

## 12 / USSAN

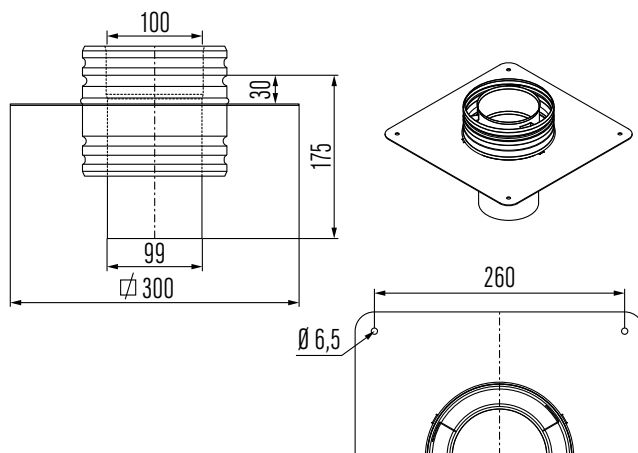
RENOVATION SET



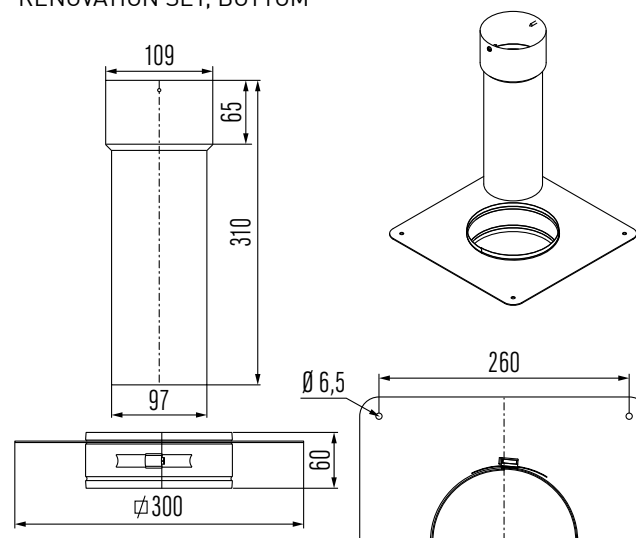
Ø	100	130
d	99	129
d1	97	127
d2	109	139
H	175	420
H1	30	140
H2	310	310

**13 / USSAN1 10**

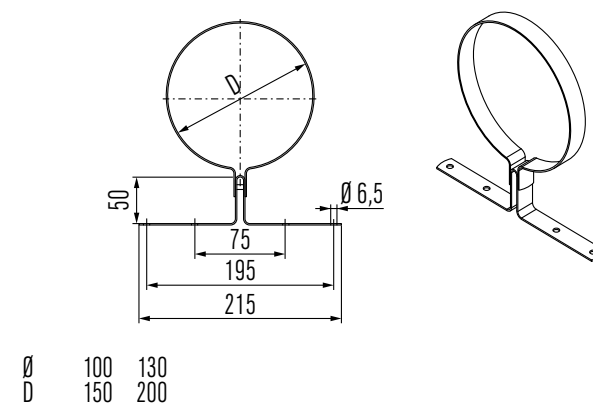
RENOVATION SET, TOP

**14 / USSAN2 10**

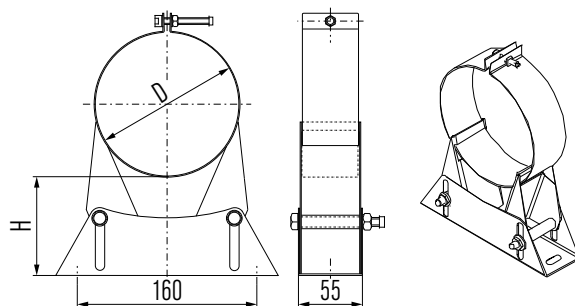
RENOVATION SET, BOTTOM

**15 / USEB**

WALL BAND

**16 / USMB**

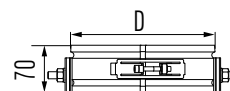
WALL BAND



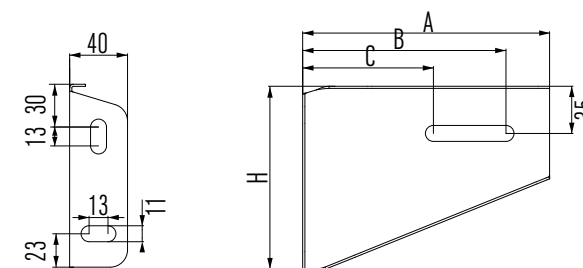
Ø	100	130
D	150	200
H	50-90	50-90

**17 / USMO**

SUPPORT BAND FOR USOL



Ø	100	130
D	150	200

**18 / USOL 1 - USOL 2**SUPPORT LIGHT 50-90 MM  
SUPPORT LIGHT 90-200 MM

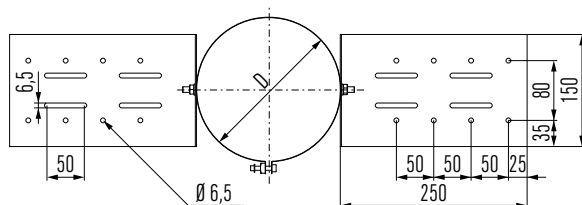
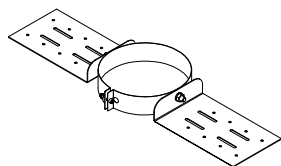
USOL 1 (50-90 mm)

Ø	100	130
A	220	220
B	190	190
C	125	125
H	170	170

USOL 2 (90-200 mm)

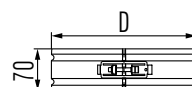
Ø	100	130
A	315	335
B	285	305
C	165	180
H	255	275

**19 / USDQ**  
ROOF SUPPORT



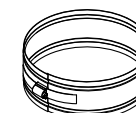
Ø	100	130
D	150	200

**20 / USKB**  
LOCKING BAND



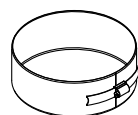
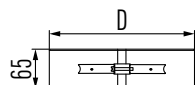
Ø	100	130
D	150	200

**21 / USKBS**  
LOCKING BAND WITH  
SCREW FITTING



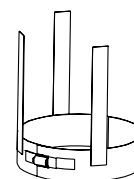
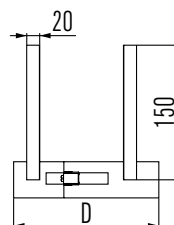
Ø	100	130
D	150	200

**22 / USAB**  
LOCKING BAND SMOOTH



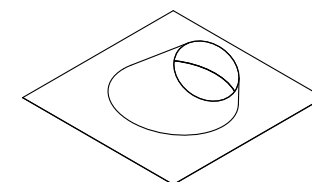
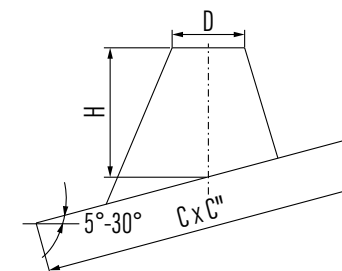
Ø	100	130
D	150	200

**23 / USAH**  
POSITIONER



Ø	100	130
D	150	200

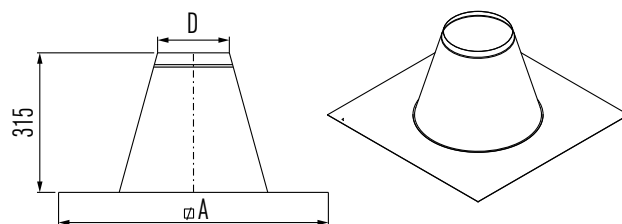
**24 / USDH**  
FLASHING SLOPE ROOF 5°-30°



Ø	100	130
D	155	205
C	520	575
C''	500	550
H	155	160

**25 / USDP**

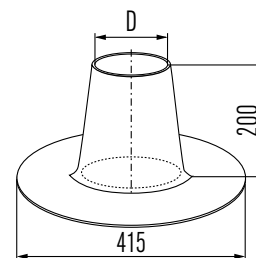
FLAT ROOF FLASHING



Ø	100	130
D	160	210
A	440	490

**26 / USDPAL**

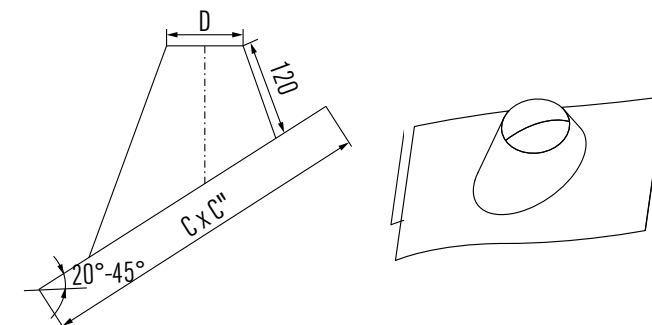
FLAT ROOF FLASHING ALUMINIUM



Ø	100	130
D	155	205

**27 / USLS**

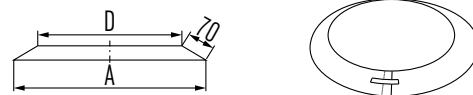
LEAD SLOPE ROOF FLASHING 20° - 45°



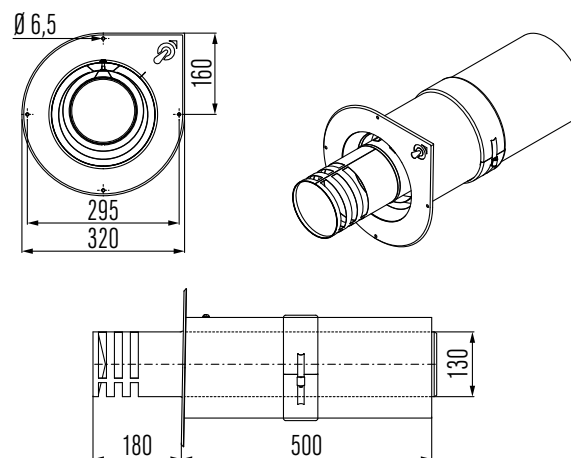
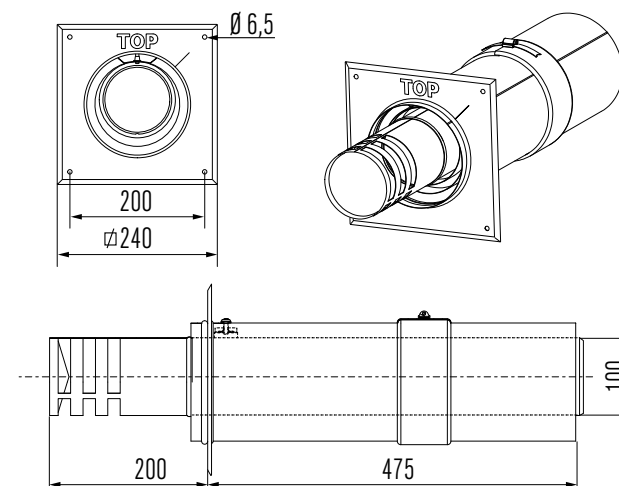
Ø	100	130
D	160	210
C	750	750
C''	750	1000

**28 / USSR**

STORM COLLAR

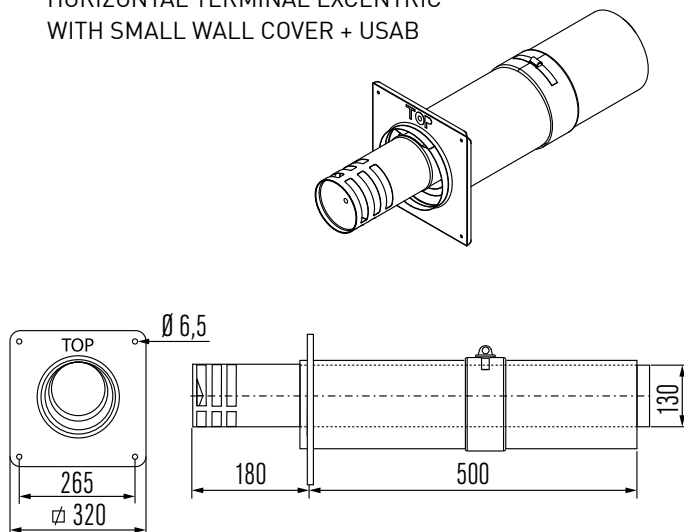


Ø	100	130
D	150	200
A	275	325

**29 / USDHC4 13**HORIZONTAL TERMINAL WITH DROP  
PLATE CAST IRON GREY (INCL. USAB)**30 / USDHC5 10**HORIZONTAL TERMINAL ECCENTRIC WITH  
SMALL WALL COVER (INCL. USAB)

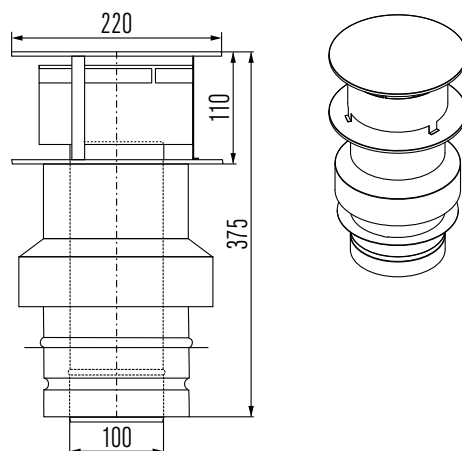
### 31 / USDHC1 13

HORIZONTAL TERMINAL EXCENTRIC  
WITH SMALL WALL COVER + USAB



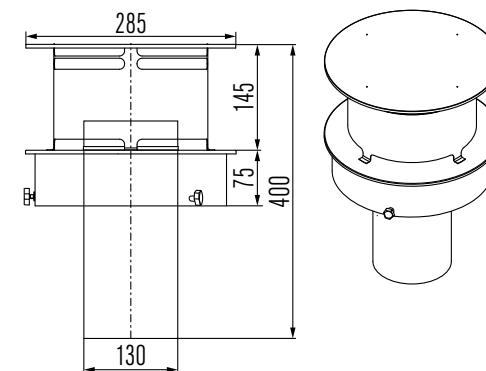
### 32 / USDVC2 10

VERTICAL TERMINAL + USKB



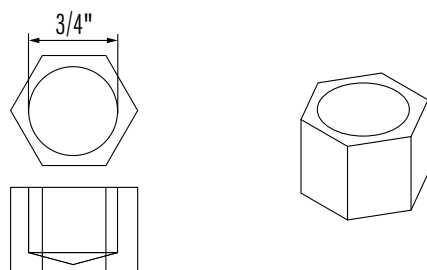
### 33 / USDVC 13

VERTICAL TERMINAL



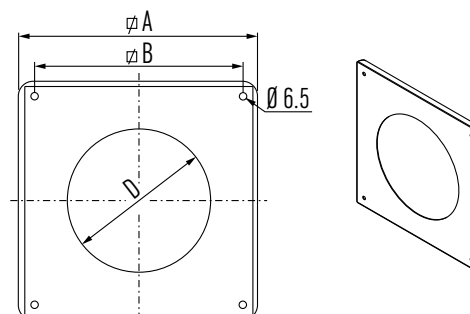
### 34 / USE 0304

CAP 3/4"



### 35 / USMPG

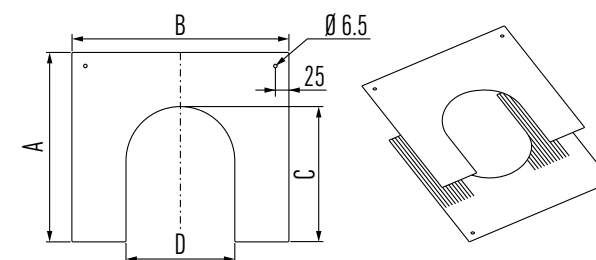
WALL PLATE



Ø	100	130
D	153	203
A	300	350
B	260	310

### 36 / USCP

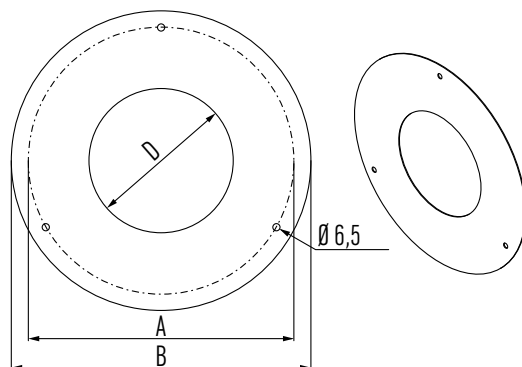
CENTRE PLATES



Ø	100	130
A	275	300
B	350	400
C	175	200
D	151	201

### 37/ USR

ROSETTE

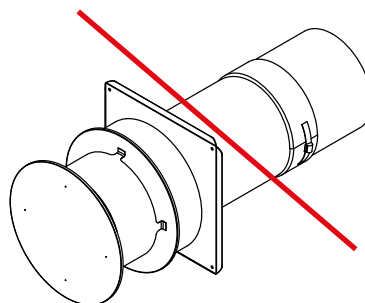


Ø	100	130
D	154	204
B	290	340
A	270	320

**NOT SUITABLE FOR METALFIRE AVENUE FIREPLACES**

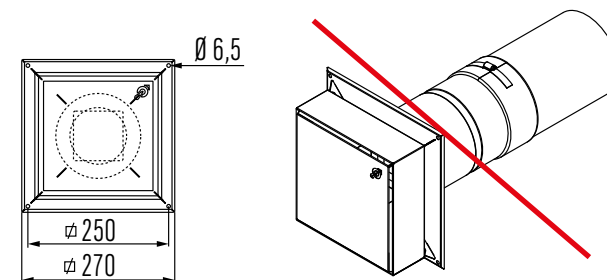
### USDHC 13

HORIZONTAL TERMINAL + USAB



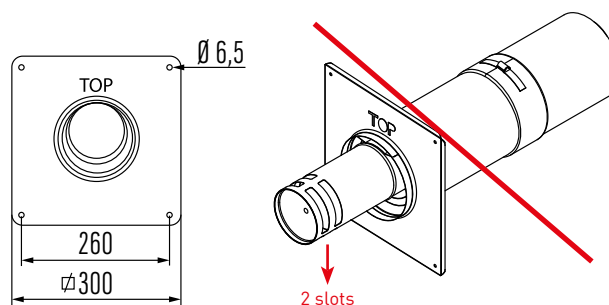
### USDHC3 10

HORIZONTAL TERMINAL + USAB



### USDHC2 10

HORIZONTAL TERMINAL EXCENTRIC WITH  
LARGE WALL COVER + USAB



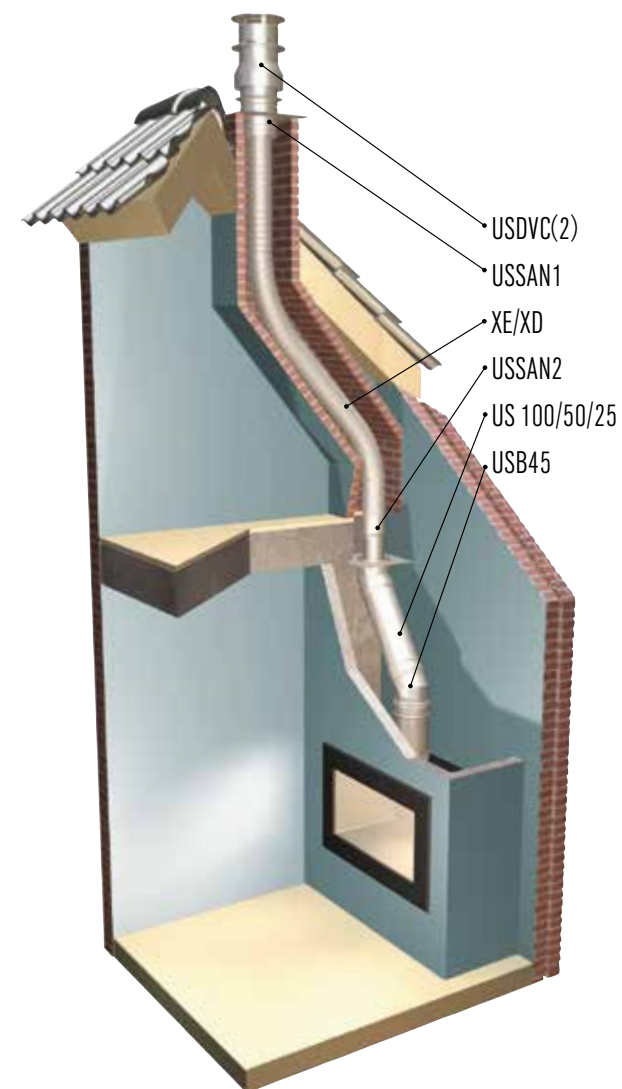
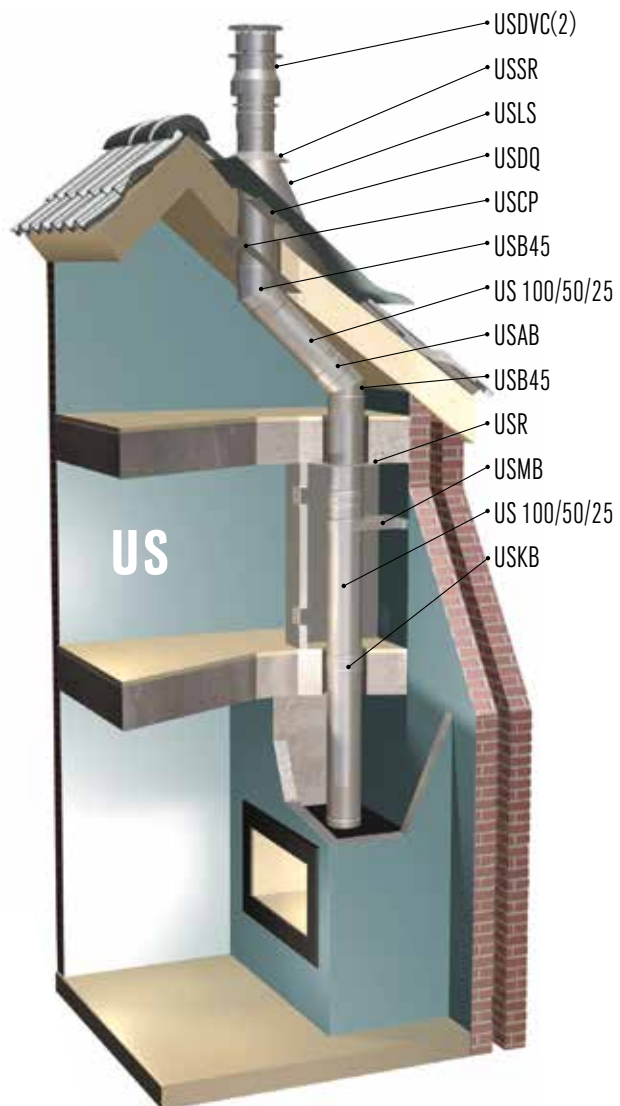
## USDHC5 10 / USDHC1 13



## USDHC4



## APPLICATIONS







# GAS OPEN FIREPLACE URBAN

**CUSTOM MADE**

The URBAN collection is only produced to order and is not available from stock.  
Prices for adaptations are available on request.  
Prices for optional finishing frames and concepts are also available on request.

Fuel for the basic version is natural gas. The basic version includes the interior finish STANDARD (flat steel), white/grey pebbles or wood chips, and has radio remote control use with integrated Eco Wave function.

## DELIVERY PERIODS

Delivery periods vary depending on form and dimension. An average of 10 to 12 weeks from order confirmation can be expected for both **FIREPLACES** and any additional **CONCEPTS**.

## SPECIFICATIONS AND USE

- › traditional open fireplace system with natural or propane gas burner fuel
- › traditional classic combustion system with direct connection for natural ventilation
- › optional convection system with convection jacket
- › non-room air-independent
- › **suitable for**
  - conversions/renovations
  - new homes with ventilation type A/B/C
  - new homes with ventilation type D with optional FLUE GAS FAN and thermal rebound protection (TTB), and if necessary additional optional an electric flue gas valve and (an) air valve(s)
- › unsuitable for passive homes

## KEY TERMS

### MF 800-40 G 1S, 2S L/R, 3S, T

<b>800-40</b>	width <b>80</b> x height <b>40</b> cm fireplace/combustion opening (see technical specifications for exact dimensions)
<b>MF</b>	<b>MetalFire</b>
<b>G</b>	<b>Gas</b> burning
<b>1S</b>	<b>1</b> Side open (frontmodel)
<b>2S L/R</b>	<b>2</b> Sides open (corner model), <b>L</b> eft side open, <b>R</b> ight side open
<b>3S</b>	<b>3</b> Sides open (3-sided open model)
<b>T</b>	<b>T</b> unnel (see-through fireplace)
<b>3S EXT</b>	<b>3</b> Sides open <b>EXT</b> ended (roomdivider)

## WARRANTY TERMS

5-year guarantee for the general structure of the fireplace.  
2-year guarantee for the fan, microswitches, gas valve, control and remote control, vertical ribbed cast iron panels.  
No guarantee for breakage of ceramic glass (is under no circumstances covered by the manufacturer's guarantee, but rather by an all-risk home policy).

Spare parts are delivered free of charge within the guarantee period.  
Any services provided outside of the guarantee period will result in an excess charge levied to cover material/work costs and travel expenses.

**All URBAN fireplaces are CE inspected and comply with EN 509 standard.**

**All URBAN fireplaces are 100% produced and assembled in Belgium.**

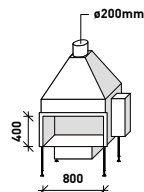


## FIREPLACES

## FRONT

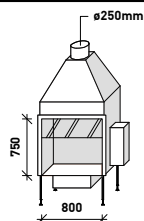
CUSTOM MADE

H 40 cm



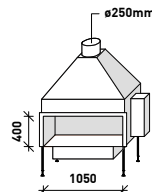
MF 800-40 G 1S

H 75 cm



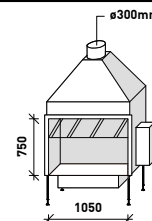
MF 800-75 G 1S

H 40 cm



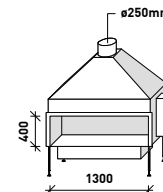
MF 1050-40 G 1S

H 75 cm



MF 1050-75 G 1S

H 40 cm



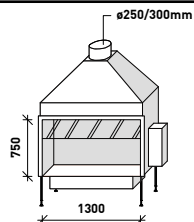
MF 1300-40 G 1S

STANDARD FINISH BLACK	€ 8.903	€ 9.609	€ 9.460	€ 10.370	€ 9.930
ORIGINAL FINISH BLACK	€ 10.181	€ 11.350	€ 10.874	€ 12.308	€ 11.478
DESIGN FINISH BLACK	€ 10.760	€ 12.001	€ 11.496	€ 13.014	€ 12.135
ROUND FINISH BLACK	€ 11.149	€ 12.434	€ 11.911	€ 13.489	€ 12.575
TRIANGLE FINISH BLACK	€ 11.149	€ 12.434	€ 11.911	€ 13.489	€ 12.575
SUPPLEMENT MAPLE GOLD COLOUR FINISH	€ 1.169	€ 1.285	€ 1.238	€ 1.381	€ 1.298
SUPPLEMENT TERRACOTTA COLOUR FINISH	€ 1.169	€ 1.285	€ 1.238	€ 1.381	€ 1.298
WIDTH standard BURNER (pebbles)	50 cm	50 cm	80 cm	80 cm	110 cm
POWER standard BURNER (pebbles) [G20]	7,55 kW	7,55 kW	13,9 kW	13,9 kW	19,53 kW

## FRONT

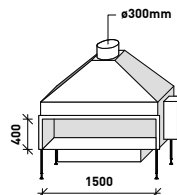
CUSTOM MADE

H 75 cm



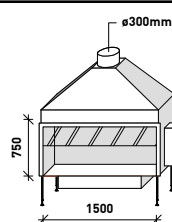
MF 1300-75 G 1S

H 40 cm



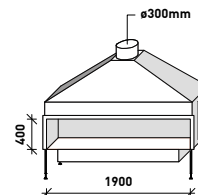
MF 1500-40 G 1S

H 75 cm



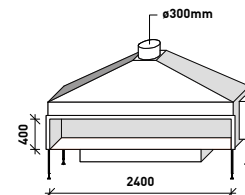
MF 1500-75 G 1S

H 40 cm



MF 1900-40 G 1S

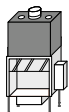
H 40 cm



MF 2400-40 G 1S

STANDARD FINISH BLACK	€ 11.046	€ 10.359	€ 11.653	€ 11.416	€ 12.551
ORIGINAL FINISH BLACK	€ 13.180	€ 12.046	€ 13.990	€ 13.304	€ 14.776
DESIGN FINISH BLACK	€ 13.941	€ 12.738	€ 14.800	€ 14.071	€ 15.631
ROUND FINISH BLACK	€ 14.448	€ 13.200	€ 15.339	€ 14.584	€ 16.204
TRIANGLE FINISH BLACK	€ 14.448	€ 13.200	€ 15.339	€ 14.584	€ 16.204
SUPPLEMENT MAPLE GOLD COLOUR FINISH	€ 1.468	€ 1.355	€ 1.549	€ 1.481	€ 1.628
SUPPLEMENT TERRACOTTA COLOUR FINISH	€ 1.468	€ 1.355	€ 1.549	€ 1.481	€ 1.628
WIDTH standard BURNER (pebbles)	110 cm	110 cm	110 cm	160 cm	160 cm
POWER standard BURNER (pebbles) [G20]	19,53 kW	19,53 kW	19,53 kW	21,93 kW	21,93 kW

## CONVECTION CABINET (optional)

Available on request for  
all Urban modelsall models are available for bottled/cylinder  
gas, LPG, propane, butane,...fixed glass plate (provided as standard)  
(PREMIUM non reflective glass is optional and on demand)

• : for optional LOGBURNER WITH CERAMIC LOGS, see. p. 80

## FIREPLACES

### 2-SIDED

CUSTOM MADE

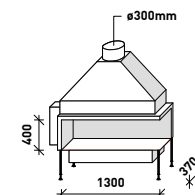
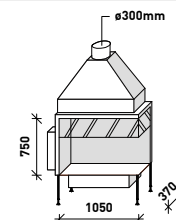
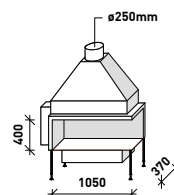
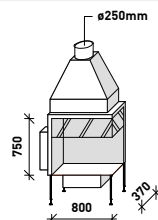
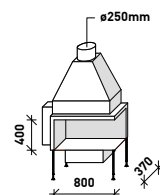
H 40 cm

H 75 cm

H 40 cm

H 75 cm

H 40 cm



MF 800-40 G 2S L/R

MF 800-75 G 2S L/R

MF 1050-40 G 2S L/R

MF 1050-75 G 2S L/R

MF 1300-40 G 2S L/R

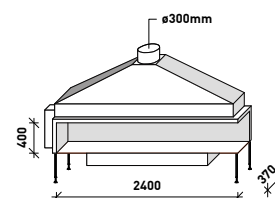
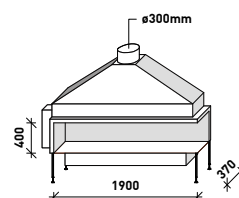
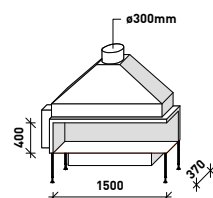
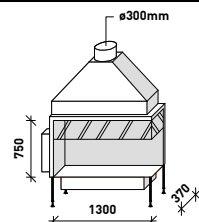
STANDARD FINISH BLACK	€ 9.028	€ 10.227	€ 9.642	€ 11.076	€ 10.177
ORIGINAL FINISH BLACK	€ 10.036	€ 11.572	€ 10.787	€ 12.620	€ 11.454
DESIGN FINISH BLACK	€ 10.512	€ 12.124	€ 11.301	€ 13.227	€ 12.001
ROUND FINISH BLACK	€ 10.989	€ 12.679	€ 11.814	€ 13.832	€ 12.549
TRIANGLE FINISH BLACK	€ 10.989	€ 12.679	€ 11.814	€ 13.832	€ 12.549
SUPPLEMENT MAPLE GOLD COLOUR FINISH	€ 1.154	€ 1.308	€ 1.229	€ 1.412	€ 1.296
SUPPLEMENT TERRACOTTA COLOUR FINISH	€ 1.154	€ 1.308	€ 1.229	€ 1.412	€ 1.296
WIDTH standard BURNER (pebbles)	50 cm	50 cm	80 cm	80 cm	110 cm
POWER standard BURNER (pebbles) [G20]	7,55 kW	7,55 kW	13,9 kW	13,9 kW	19,53 kW

H 75 cm

H 40 cm

H 40 cm

H 40 cm



MF 1300-75 G 2S L/R

MF 1500-40 G 2S L/R

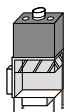
MF 1900-40 G 2S L/R

MF 2400-40 G 2S L/R

STANDARD FINISH BLACK	€ 11.847	€ 10.668	€ 11.847	€ 13.107
ORIGINAL FINISH BLACK	€ 13.588	€ 12.083	€ 13.462	€ 15.059
DESIGN FINISH BLACK	€ 14.240	€ 12.661	€ 14.109	€ 15.640
ROUND FINISH BLACK	€ 14.896	€ 13.240	€ 14.758	€ 16.515
TRIANGLE FINISH BLACK	€ 14.896	€ 13.240	€ 14.758	€ 16.515
SUPPLEMENT MAPLE GOLD COLOUR FINISH	€ 1.509	€ 1.359	€ 1.497	€ 1.656
SUPPLEMENT TERRACOTTA COLOUR FINISH	€ 1.509	€ 1.359	€ 1.497	€ 1.656
WIDTH standard BURNER (pebbles)	110 cm	110 cm	160 cm	160 cm
POWER standard BURNER (pebbles) [G20]	19,53 kW	19,53 kW	21,93 kW	21,93 kW

### CONVECTION CABINET (optional)

Available on request for all Urban models



all models are available for bottled/cylinder gas, LPG, propane, butane,...



fixed glass plate (provided as standard) (PREMIUM non reflective glass is optional and on demand)

• : for optional LOGBURNER WITH CERAMIC LOGS, see. p. 80

## FIREPLACES

H 40 cm

H 75 cm

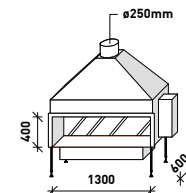
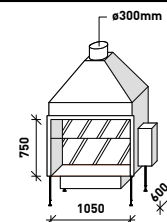
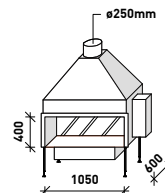
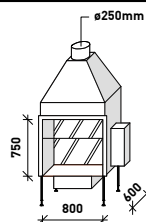
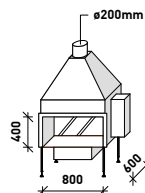
H 40 cm

H 75 cm

H 40 cm

## TUNNEL

CUSTOM MADE



Fixed glass plate on 1 side

	MF 800-40 G T	MF 800-75 G T	MF 1050-40 G T	MF 1050-75 G T	MF 1300-40 G T
STANDARD FINISH BLACK	€ 10.055	€ 11.089	€ 10.780	€ 12.165	€ 11.420
ORIGINAL FINISH BLACK	€ 10.698	€ 11.947	€ 11.421	€ 13.022	€ 12.062
DESIGN FINISH BLACK	€ 11.105	€ 12.405	€ 11.858	€ 13.522	€ 12.522
ROUND FINISH BLACK	€ 11.718	€ 13.091	€ 12.513	€ 14.514	€ 13.218
TRIANGLE FINISH BLACK	€ 11.718	€ 13.091	€ 12.513	€ 14.514	€ 13.218
SUPPLEMENT MAPLE GOLD COLOUR FINISH	€ 1.220	€ 1.345	€ 1.293	€ 1.453	€ 1.357
SUPPLEMENT TERRACOTTA COLOUR FINISH	€ 1.220	€ 1.345	€ 1.293	€ 1.453	€ 1.357
WIDTH standard BURNER (pebbles)	50 cm	50 cm	80 cm	80 cm	110 cm
POWER standard BURNER (pebbles) [G20]	7,55 kW	7,55 kW	13,9 kW	13,9 kW	19,53 kW

H 75 cm

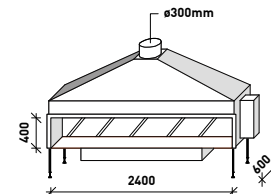
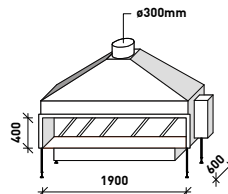
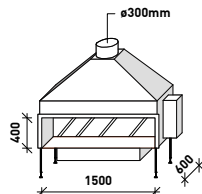
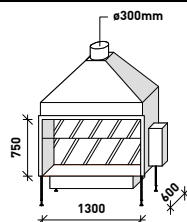
H 40 cm

H 40 cm

H 40 cm

## TUNNEL

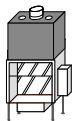
CUSTOM MADE



Fixed glass plate on 1 side

	MF 1300-75 G T	MF 1500-40 G T	MF 1900-40 G T	MF 2400-40 G T
STANDARD FINISH BLACK	€ 13.158	€ 11.986	€ 13.253	€ 14.666
ORIGINAL FINISH BLACK	€ 14.017	€ 12.629	€ 13.894	€ 15.309
DESIGN FINISH BLACK	€ 14.555	€ 13.113	€ 14.431	€ 15.902
ROUND FINISH BLACK	€ 15.368	€ 13.842	€ 15.233	€ 16.790
TRIANGLE FINISH BLACK	€ 15.368	€ 13.842	€ 15.233	€ 16.790
SUPPLEMENT MAPLE GOLD COLOUR FINISH	€ 1.552	€ 1.413	€ 1.540	€ 1.681
SUPPLEMENT TERRACOTTA COLOUR FINISH	€ 1.552	€ 1.413	€ 1.540	€ 1.681
WIDTH standard BURNER (pebbles)	110 cm	110 cm	160 cm	160 cm
POWER standard BURNER (pebbles) [G20]	19,53 kW	19,53 kW	21,93 kW	21,93 kW

## CONVECTION CABINET (optional)

Available on request for  
all Urban modelsall models are available for bottled/cylinder  
gas, LPG, propane, butane,...fixed glass plate (provided as standard)  
(PREMIUM non reflective glass is optional and on demand)

• : for optional LOGBURNER WITH CERAMIC LOGS, see. p. 80

## FIREPLACES

H 40 cm

H 40 cm

H 40 cm

H 40 cm

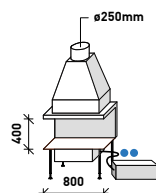
H 40 cm

H 40 cm

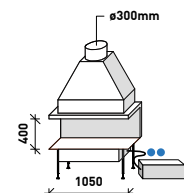
H 50 cm

### 3-SIDES OPEN

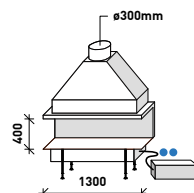
CUSTOM MADE



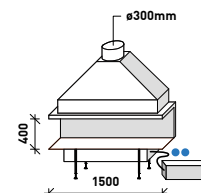
MF 800-40 G 3S



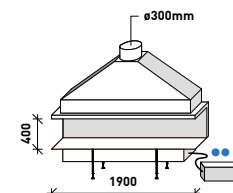
MF 1050-40 G 3S



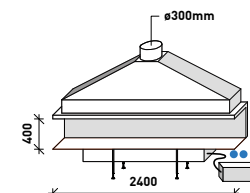
MF 1300-40 G 3S



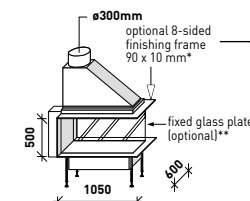
MF 1500-40 G 3S



MF 1900-40 G 3S



MF 2400-40 G 3S



MF 1050-600-50 G 3S EXT

	MF 800-40 G 3S	MF 1050-40 G 3S	MF 1300-40 G 3S	MF 1500-40 G 3S	MF 1900-40 G 3S	MF 2400-40 G 3S	MF 1050-600-50 G 3S EXT
STANDARD FINISH BLACK	€ 9.515	€ 10.070	€ 10.543	€ 10.975	€ 12.232	€ 13.570	€ 11.930
ORIGINAL FINISH BLACK	€ 10.259	€ 10.946	€ 11.552	€ 12.117	€ 13.577	€ 15.248	€ 12.478
DESIGN FINISH BLACK	€ 10.648	€ 11.364	€ 11.994	€ 12.582	€ 14.101	€ 15.837	€ 12.728
ROUND FINISH BLACK	€ 11.234	€ 11.990	€ 12.657	€ 13.278	€ 14.884	€ 16.723	€ 13.103
TRIANGLE FINISH BLACK	€ 11.234	€ 11.990	€ 12.657	€ 13.278	€ 14.884	€ 16.723	€ 13.103
SUPPLEMENT MAPLE GOLD COLOUR FINISH	€ 1.176	€ 1.245	€ 1.306	€ 1.362	€ 1.508	€ 1.675	€ 1.398
SUPPLEMENT TERRACOTTA COLOUR FINISH	€ 1.176	€ 1.245	€ 1.306	€ 1.362	€ 1.508	€ 1.675	€ 1.398
WIDTH standard BURNER (pebbles)	50 cm	80 cm	110 cm	110 cm	160 cm	160 cm	80 cm
POWER standard BURNER (pebbles) (G20)	7,55 kW	13,9 kW	19,53 kW	19,53 kW	21,93 kW	21,93 kW	13,9 kW

### FIREPLACE ADAPTATIONS to suit situation on site and transport

#### Adaptations flue

Flue in adapted diameter (A)

on request

Elevated hood (C)

on request

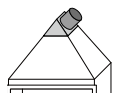


Angled damper smoke valve (B)

on request

Asymmetric smoke trap (D)

on request



Combination of (B) and/or (C) and/or (D)

on request

Fireplace structure in 2 parts (for transport): fireplace and hood

on request

Combination of (B) and/or (C) and/or (D)

on request

#### Adaptations ventilation

Lateral air supply connection

on request

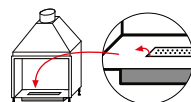
CUSTOM MADE



Lowered aeration tray (direct aeration) under the fireplace base in case of limited installation depth between 125 and 185mm.

no supplement

CUSTOM MADE



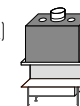
• • technical box 45x20x14 cm (must be accessible)

\* optional 8-sided finishing frame, 90x10 mm: on request  
\*\* optional fixed glass plate: on request (for optional ceramic logs and log burner 80 cm: see p. 80)

• : for optional LOGBURNER WITH CERAMIC LOGS, see. p. 80












#### CONVECTION CABINET (optional)

Available on request for all Urban models



all models are available for bottled/cylinder gas, LPG, propane, butane,...

**FIREPLACE FINISH**

	<b>BLACK</b> (heat resistant paint) see p. 110	<b>MAPLE GOLD</b> (heat resistant paint) see p. 111	<b>TERRACOTTA</b> (heat resistant paint) see p. 112
<b>STANDARD</b> Flat steel plate (3 mm)			
<b>ORIGINAL</b> Vertical ribbed cast iron panels (20 mm)			
<b>DESIGN</b> Asymmetrical steel streaks (10 mm)			
<b>ROUND</b> Vertically rounded cast iron (20 mm)			
<b>TRIANGLE</b> Vertically serrated cast iron (20 mm)			

**BURNER FINISH****WHITE PEBBLES****GREY PEBBLES****WOOD CHIPS****CERAMIC LOGS**  
Smoke style**CERAMIC LOGS**  
Classic style**APPLIANCES WITH A 40 CM HIGH OPENING:**


Standard version equipped with white pebbles, or grey pebbles or wood chips available on demand and without extra charge. Ceramic logs Classic Style available as an option for an additional charge.

**APPLIANCES WITH A 60, 75 and 95 CM HIGH OPENING:**

Standard version equipped with ceramic logs Smoke Style.


**NOT** available with pebbles or wood chips.

## FIREPLACE OPTIONS

Propane gas option 	no supplement
Technical box on the right-hand side (where left is standard)	no supplement

### CERAMIC LOGS AND LOGBURNERS

Logburner length 50 cm (13,94 kW) + ceramic logs Smoke style* (7 pieces) /Classic style** (13 pieces)	€ 557
Logburner length 80 cm (18,73 kW) + ceramic logs Smoke style* (10 pieces) /Classic style** (19 pieces)	€ 626
Logburner length 110 cm (19,79 kW) + ceramic logs Smoke style* (14 pieces) /Classic style** (25 pieces)	€ 695
Additional ceramic logs Classic style in XXL format (4 pieces)***	+€ 500




### Built-up FIRE GRID GAS + CERAMIC LOGS AND LOGBURNER (to replace the standard flush burner)

Fire Grid Gas 80 cm + Logburner length 50 cm + ceramic logs Smoke style*/Classic style**	€ 2.144
Fire Grid Gas 110 cm + Logburner length 80 cm + ceramic logs Smoke style*/Classic style**	€ 2.778
Additional ceramic logs in XXL format (4 pieces)***	+€ 500

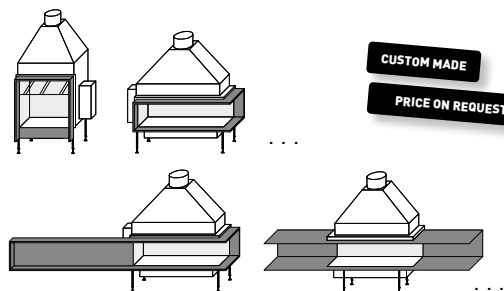


AVAILABLE PROFILES



The FIRE GRID GAS is also available as a separate item for existing fireplaces, see METALFORMS collection p. 92

## FINISHING FRAMES AND CONCEPTS



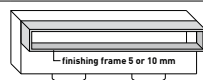


CUSTOM MADE

PRICE ON REQUEST

**FINISHING FRAMES** 90 x 10 mm and **CONCEPTS** available as standard or made to measure. Price provided on request by email at calculation@metalfire.eu. See MADE-TO-MEASURE p. 87

## OPTIONS FOR VENTILATION AND FLUE

### OPTIONS FOR VENTILATION

AIRBOX-convection set (2x Airboxlight, 1x Airboxdoor, 5m flexible, 4x locking band)		€ 673
MADE-TO-MEASURE CONVECTION AIR SLOT For prices, please send your plan/draft/design to calculation@metalfire.eu		on request
Fresh air fan + manual speed control	DUCT FAN (indoor use) 	€ 883
	BOX FAN (outdoor use) 	€ 883

### OPTIONS FOR FLUE

**FLUE GAS FANS** (diameter of the connection plate 200/250/300mm to be specified when ordering)

<b>RSG 200</b> smoke extractor for mounting on façade, <b>EFC21</b> automatic speed controller	€ 2.533
<b>RSG 250</b> smoke extractor for mounting on façade, <b>EFC21</b> automatic speed controller	€ 2.858
<b>RSVG200</b> smoke extractor for mounting on roof/chimney, <b>EFC21</b> autom. speed controller, safety switch, connection plate (anti-vibration)	€ 3.237
<b>RSVG250</b> smoke extractor for mounting on roof/chimney, <b>EFC21</b> autom. speed controller, safety switch, connection plate (anti-vibration)	€ 3.567
<b>RSVG315</b> smoke extractor for mounting on roof/chimney, <b>EFC21</b> autom. speed controller, safety switch, connection plate (anti-vibration)	€ 4.303
<b>heat resistant electrical cable 7G 1,5 mm²</b> (silicone cable, max. 180°C), to run from fireplace (technical box) to smoke extractor	€ 14/meter

**THERMOCOUPLE PROTECTION DEVICE (TTB)** integrated in the fireplace hood (required in combination with FLUE GAS FAN for buildings with balanced ventilation) € 623

**ELECTRIC CLOSING SMOKE VALVES & FRESH AIR VALVES**

Electrical smoke damper



Ø200 € 1.250

Ø250 € 1.310

Ø300 € 1.376

Ø350 € 2.158

Electrical smoke damper Ø150



1 single piece



2 single pieces



1 double piece

1 single piece € 764

1 double piece € 1.062

2 single pieces € 1.290

Electrical smoke damper  
+ 1 single electrical fresh air valve Ø150

Ø200 € 1.851

Ø250 € 1.918

Ø300 € 1.977

Electrical smoke damper  
+ 1 double electric fresh air valve Ø150

Ø250 € 2.490

Ø300 € 2.558

Ø350 € 2.889

Electrical smoke damper  
+ 2 single electric fresh air valves Ø150

Ø250 € 2.718

Ø300 € 2.784

Ø350 € 3.094

**SPARE PARTS**

Heat resistant paint/spray, black, 400 ml (12 item box)

€ 360

Cold handle/door key

€ 23

Remote control

€ 136





**FIRST AID****CUSTOMER SUPPORT**

The customer service department is at the heart of our after-sales service. You can direct all your questions here. If necessary, they will refer you to the most appropriate person.

**+32 (0)9 261 51 95**

**CALCULATIONS**

In addition to the equipment price and standard design concepts which you will find noted in this price list, you can also contact our calculation service. Our calculations department will help you with your offers for both made to measure equipment and for the design of made to measure fireplaces.

**+32 (0)9 261 51 92 — [calculation@metalfire.eu](mailto:calculation@metalfire.eu)**

**ORDERS**

This department centralizes and manages orders. Incoming orders are included in the production schedule. You will then receive an order confirmation with a specific delivery timescale. This department is also available for product status updates.

**+32 (0)9 261 51 95 — [order@metalfire.eu](mailto:order@metalfire.eu)**

**PROJECT ENGINEERING**

All made to measure components are designed by our project engineers. These 3D drawings are then sent to the customer for confirmation. After confirmation, these primary designs are turned into finalised production drawings.

**+32 (0)9 261 51 99 — [robby.viaene@metalfire.eu](mailto:robby.viaene@metalfire.eu) - [kristof.de.groote@metalfire.eu](mailto:kristof.de.groote@metalfire.eu)**

**AFTER SALES SUPPORT**

For technical questions after placement, service and any call outs, you can contact our customer service department.

**+32 (0)9 261 53 08 — [service@metalfire.eu](mailto:service@metalfire.eu)**

**FINANCE**

You can go to our finance department for questions regarding payments and invoicing.  
**[finance@metalfire.eu](mailto:finance@metalfire.eu)**

**SUPPORT**

You can contact our technical and sales support for any advice or questions surrounding the technicality of the product before placing your order. This can range from monitoring your information plan to information on the flue, dimensions and specifics of our models

**[support@metalfire.eu](mailto:support@metalfire.eu)**

**TECHNICAL DRAWINGS**

All drawings for URBAN fireplaces can be downloaded in PDF and DWG format from [www.metalfire.eu](http://www.metalfire.eu). Drawings for made to measure parts are made after the order, before final production and will be presented for approval at least 6 weeks before delivery.

**ATTENTION!**

After your approval, adjustments can only be made subject to additional payment of worked hours and materials.

**So please check the drawings and adjusted order confirmation thoroughly.**



**MADE-TO-MEASURE IS OUR COMPETENCE**

# MADE-TO-MEASURE

87

**CUSTOM MADE**

*Metalfire*



# MADE-TO-MEASURE

## A UNIQUE APPEAL

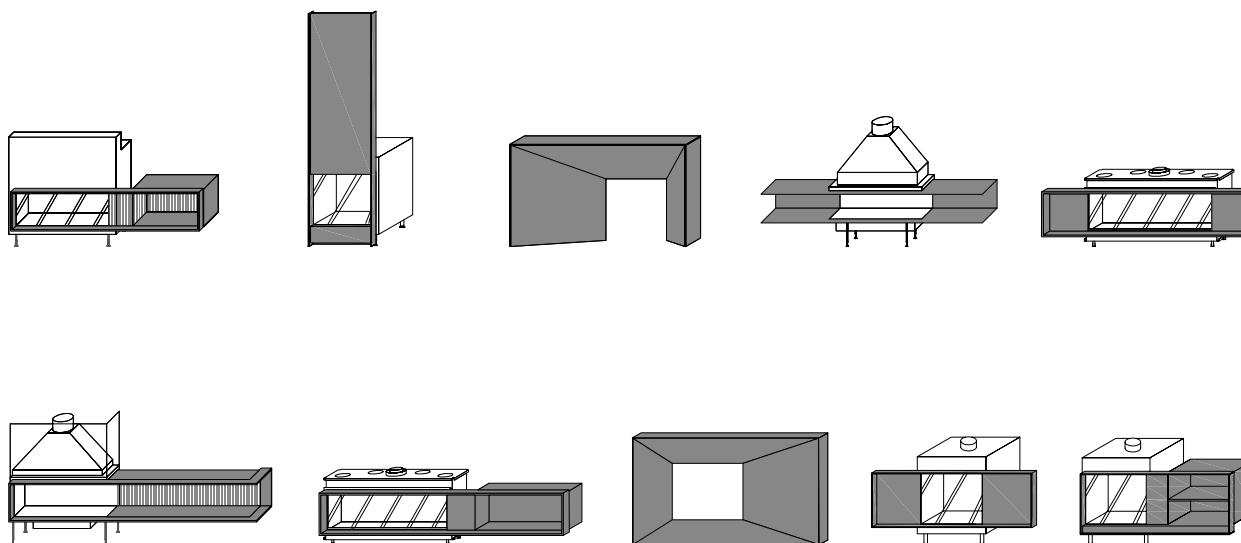
Our Metalfire collection is complemented by the additional MADE-TO-MEASURE solutions, finishing frames, concepts, floor plates, wood storage, ... These items are produced based on the design provided by the customer/architect/interior designer.

The technical department always presents the production plan to the customer for approval, after which these unique pieces are manufactured by the skilled craftsmen in our workshop. This gives a unique appeal to the products, which simply cannot be obtained through automated production processes.

Price provided upon request by email at [calculation@metalfire.eu](mailto:calculation@metalfire.eu)

**CUSTOM MADE**

**PRICE ON REQUEST**





# ACCESSORIES

90 AIRBOX

92 METALFORMS

92 Firegrid

93 Fire poker

94 Anemone

*Metalfire*



# AIRBOX COLLECTION

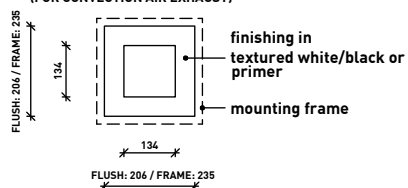
## FOR CONVECTION AIR EXHAUST AND AMBIENT AIR SUPPLY

A heat-resistant lighting fixture is available for the discharge of recovery heat having a nozzle for connecting the flexible duct, the so-called AIRBOXLIGHT. In this way, the disturbing sight of the classical grid is definitely something of the past, and an adequate efficiency and a good functioning of the hearth installation are guaranteed in a subtle manner. The taut, square-shaped fixture can be mounted on a mounting frame (FRAME version) or fully integrated flush with the wall thanks to the plastering frame supplied (FLUSH version). One can opt for a primer lacquer (PRIMER version) as a finishing coat that will be painted later on together with the entire wall by the painter, or for a white structure paint (WHITE STRUCTURED / BLACK STRUCTURED version)

The AIRBOX DOOR is available as an accessory, that is appropriate for supplying ambient air, and is provided with a subtle access door for the gas tap. Since this element will be installed right above the floor, no lighting fixture is fitted.

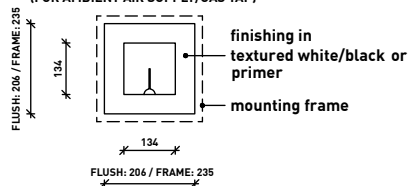
### AIRBOXLIGHT FRAME or FLUSH

(FOR CONVECTION AIR EXHAUST)



### AIRBOXDOOR FRAME or FLUSH

(FOR AMBIENT AIR SUPPLY/GAS TAP)



airboxdoor



airboxlight



primer



white structured paint



black structured paint



## AIRBOXLIGHT/AIRBOXDOOR

### MODELS

**AIRBOXLIGHT FRAME/FLUSH** for convection air exhaust (light armature 220V incl.) € 234

**AIRBOXDOOR FRAME/FLUSH** for ambient air supply/gas tap € 154

PLEASE SPECIFY FINISHING WITH THE ORDER:

- **FRAME** (build up) or **FLUSH** (build in)
- Finishing: PRIMER, WHITE STRUCTURED PAINT, or BLACK STRUCTURED PAINT






# METALFORMS®

Apart from our collection of architectural fireplaces, Metalfire also boasts a complete line of accessories under the name of METALFORMS

## FIRE GRID

PRICES OF OTHER SIZES  
PROVIDED ON REQUEST



FG. 01			width 50 cm depth 35 cm	€ 940
			width 80 cm depth 46 cm	€ 1.364
FG. 02			width 50 cm depth 37,5 cm	€ 940
			width 80 cm depth 46 cm	€ 1.364
FG. 03			width 50 cm depth 37,5 cm	€ 940
			width 80 cm depth 46 cm	€ 1.364
FG. 04			width 50 cm depth 35 cm	€ 940
			width 80 cm depth 46 cm	€ 1.364



## FIRE GRID GAS

Prices of other sizes provided  
on request



FIRE GRID GAS 80 cm + Logburner length 50cm + ceramic logs Smoke style/Classic style, technical box is built-in	FG. 01	€ 6.134
FIRE GRID GAS 110 cm + Logburner length 80cm + ceramic logs Smoke style/Classic style, technical box is built-in	FG. 02	€ 6.746
Additional ceramic logs (Smoke style) in XL format (4 items)	FG. 03	+€ 500



## FIRE POKER

FIRE POKER BLACK (BLC) 20 cm x 20 cm x 67 cm	€ 580
FIRE POKER BRASS (BRSS) 20 cm x 20 cm x 67 cm	€ 1.230
FIRE POKER BRONZE (BRNZ) 20 cm x 20 cm x 67 cm	€ 1.230
FIRE POKER GUNMETAL (GNMTL) 20 cm x 20 cm x 67 cm	€ 1.230

Delivery term: 4 to 6 weeks



BLC



BRSS



BRNZ



GNMTL



**ANEMONE**

WOOD SMALL (AN.S)	€ 1.054
Ø 57 cm x H 50 cm, 50 kg	
WOOD MEDIUM (AN.M)	€ 1.346
Ø 68 cm x H 57 cm, 70 kg	
WOOD EXTRA-LARGE (AN.XL)	€ 5.286
Ø 145 cm x H 89 cm, 350 kg	
BIO-ETHANOL (AN.BIO)	€ 3.390
Ø 55 cm x H 51 cm, 50 kg	

\* bio-ethanol burner 2,5L, AB3 + glass safety protection, lighter, ... included



BIO-ETHANOL



WOOD SMALL



WOOD MEDIUM



WOOD EXTRA LARGE



WOOD EXTRA LARGE

# AFTER SALES

96 SERVICEBOX

*Metalfire*

# SERVICE BOX

The Service Box contains replacement parts for our 3 types of gas fireplaces:

- Avenue Direct Ignition
- Avenue OxyPilot (pilot flame)
- Urban open gas fireplace



## Avenue DI (Direct Ignition)

Main gas valve ESYS DI	V000197	<b>A.</b>	1 x € 108/st
Receiver modul ESYS DI	V000200	<b>B.</b>	1 x € 152/st
Burner modul ESYS DI	V000196	<b>C.</b>	1 x € 115/st
Remote control black CVI/ESYS	V000150	<b>D.</b>	1 x € 136/st
2 <sup>nd</sup> gasvalve NO CVI/ESYS DI	V000199	<b>E.</b>	1 x € 137/st
Ignition electrode DI	V000202	<b>H.</b>	3 x € 60/st
Detection electrode DI	V000203	<b>G.</b>	3 x € 40/st
Small parts Avenue DI	V000208	<b>M.</b>	1 x € 25/st


## Avenue OP (OxyPilot)

Main gas valve ESYS OP	V000147	<b>A.</b>	1 x € 115/st
Receiver modul ESYS OP	V000148	<b>B.</b>	1 x € 152/st
Burner modul ESYS OP	V000145	<b>C.</b>	1 x € 125/st
Remote control black CVI/ESYS	V000150	<b>D.</b>	1 x € 136/st
2 <sup>nd</sup> gasvalve NC CVI/ESYS OP	V000122	<b>E.</b>	1 x € 129/st
Pilot flame NG 1,5 m	AVNOPNG15	<b>I.</b>	2 x € 105/st
Pilot flame LPG 1,5 m	AVNOPLPG15	<b>I.</b>	1 x € 105/st
Gas valve connection parts	V000209	<b>K.</b>	1 x € 19/st
Small parts Avenue OP	V000207	<b>L.</b>	1 x € 25/st

## Urban OP (OxyPilot)

Main gas valve ESYS OP	V000147	<b>A.</b>	1 x € 115/st
Receiver modul ESYS OP	V000149	<b>B.</b>	1 x € 152/st
Burner modul ESYS OP	V000145	<b>C.</b>	1 x € 125/st
Remote control black CVI/ESYS	V000150	<b>D.</b>	1 x € 136/st
Crimping pliers	V000201	<b>F.</b>	1 x € 387/st
Pilot flame NG 1 m	URBOPNG10	<b>J.</b>	2 x € 105/st
Pilot flame LPG 1 m	URBOPLPG10	<b>J.</b>	1 x € 105/st
Small parts Urban	V000206	<b>N.</b>	1 x € 25/st

**SERVICEBOX total selling price: € 1.815**









# **ARCHITECTURAL FIREPLACES**

ARE AT

THE HEART OF

OUR BUSINESS

# OPTIMIZING PERFORMANCE

## OPERATIONAL EXCELLENCE

ALONG THE ENTIRE VALUE CHAIN,  
ON A GLOBAL SCALE

A lot goes into the creation of our signature architectural fireplaces. **Striving for excellence** with each step taken - from research and development to product testing and delivery, we know that keeping our international distributors involved in the entire process ensures that our product **always** meets local needs.

### RESEARCH AND DEVELOPMENT INFUSED WITH INNOVATION

**Research and development** is fundamental when creating fireplaces that perform better, look better, and are better for the environment; but it's innovation that takes it to a whole new level. Innovative design is one of Metalfire's key distinguishing features. The **Metalfire Innovation Centre** is home to our purposefully trained engineers, architects and product developers; working together to realise Metalfire's greatest dreams. Whilst this centre is located in Belgium, we at Metalfire believe that distance is no object. We therefore promise to work closely with our customers worldwide to gain insight into their needs whilst ensuring that our exclusive partners play an integral part in the innovation process.

### PRODUCTS THAT MEET THE HIGHEST STANDARDS

Our rigorous production processes are determined by the highest of standards. **Product compliance** is absolutely fundamental for our wood, gas and bioethanol fireplaces. Through every stage of production, our fireplaces are subjected to the most exacting, analytical and functional testing. Complimented by thoughtful quality management, mindful always of meeting strict regulatory standards, we are able to deliver the highest quality fireplaces to all of our international partners and their customers.

## A PERFECTLY ATTUNED SUPPLY CHAIN

With everything we do here at Metalfire, we are always conscious of where our fireplaces are going; in terms of our distributors and our end customers. That's why we are committed to creating a perfectly attuned supply chain that does not only meet our **resellers' needs** when they arise, but also our **customers' needs** as they evolve. We believe that this symbiotic production process allows both Metalfire and our partners to achieve **elevated efficiency and customer satisfaction** levels.

## SOCIAL RESPONSIBILITY; RESPECTING PEOPLE AND PLANET

Optimal performance isn't just about making the best products; it's also about doing it in a sustainable, durable way. That's why here at Metalfire we are continuously striving to minimise our environmental impact. We promise that both people and planet will always play a central role in our innovation process; allowing us to create both environmentally sensitive products and meaningful relationships with our employees, partners and customers.



# STRENGTHENING PARTNERSHIPS

## HELPING DEALERSHIPS MASTER THE MARKET

Customer needs are inherently dynamic and whilst desires and preferences change, entirely new needs are constantly arising. To help our partners deal with this demand, we provide the fundamental **marketing support** needed to secure long-term success. Qualitative Point of Sale materials, illuminating market insights and a brand platform that always delivers will help our partners to do this with maximum efficacy. In turn, we are always open to our partners' feedback and insights.

### MARKET AND CONSUMER DRIVEN INSIGHTS

To help our partners handle their ever-changing **customer needs**, we are dedicated to sharing our expansive marketing and consumer expertise. Regional research and development managers ensure that **local market relevance** of development activities is always up to scratch. Of course, we will also listen extensively to our partners for their respective insights. In the end, our goal is to evolve to into a **close partnership**, where both parties are able to inspire each other to deliver exactly what the customer desires.

### QUALITATIVE POINT OF SALE MATERIALS

Having access to market driven insights is one thing, but being able to display your products with maximum efficacy is another. That's why here at Metalfire we are dedicated to supporting our exclusive partners with our qualitative point of sale materials. This will not only ensure a **consistent brand experience** across dealers in all locations, but will further strengthen the Metalfire brand as a whole.

### A STORY THAT REMAINS UNIQUE

Throughout our marketing efforts and activities, our **unique value proposition** remains clear and consistent. Metalfire will always be about **qualitative architectural fireplaces** – nothing less, nothing more. This makes sure that Metalfire's distinctive brand value will endure.

# ADDITIONAL SERVICES

## SUPPORTING DEALER AND END-CUSTOMER

Apart from the delivery of our meticulous standard and made to measure fireplaces, Metalfire seeks to add more value to the process through additional support services, and this both to the dealer and the end customer. Local account managers and our customer centric department provides full support.

### CALCULATION SUPPORT

Alongside our standard fireplaces, Metalfire has a tradition of made to measure fireplaces whose beauty lies in their architectural individuality. However, the sheer diversity of these products can often mean that a price setting is difficult to locate. To help our partners tackle these challenges, Metalfire is dedicated to providing a comprehensive calculation support service, so that even the most unique product can be easily priced.

### AFTER SALES SUPPORT

We want our customers to get gain maximum pleasure from their fireplaces. That's why we are dedicated to providing an extensive after sales support service which caters to both customer and partner.

### TECHNICAL SUPPORT

A Metalfire fireplace is no ordinary consumer product; both the selling and installation process require a myriad of specialized knowledge and technical skills. That's why Metalfire is committed to providing its partners with extensive and comprehensive technical support to ensure a seamless process, every time.

# FIRST AID

#### CUSTOMER SUPPORT

The customer service department is at the heart of our after-sales service. You can direct all your questions here. If necessary, they will refer you to the most appropriate person.

+32 (0)9 261 51 95

#### CALCULATIONS

In addition to the equipment price and standard design concepts which you will find noted in this price list, you can also contact our calculation service. Our calculations department will help you with your offers for both made to measure equipment and for the design of made to measure fireplaces.

+32 (0)9 261 51 92 — [calculation@metalfire.eu](mailto:calculation@metalfire.eu)

#### ORDERS

This department centralizes and manages orders. Incoming orders are included in the production schedule. You will then receive an order confirmation with a specific delivery timescale. This department is also available for product status updates.

+32 (0)9 261 51 95 — [order@metalfire.eu](mailto:order@metalfire.eu)

#### PROJECT ENGINEERING

All made to measure components are designed by our project engineers. These 3D drawings are then sent to the customer for confirmation. After confirmation, these primary designs are turned into finalised production drawings.

+32 (0)9 261 51 99 — [robby.viaene@metalfire.eu](mailto:robby.viaene@metalfire.eu)  
[kristof.de.groote@metalfire.eu](mailto:kristof.de.groote@metalfire.eu)

#### AFTER SALES SUPPORT

For technical questions after placement, service and any call outs, you can contact our customer service department.

+32 (0)9 261 53 08 — [service@metalfire.eu](mailto:service@metalfire.eu)

#### FINANCE

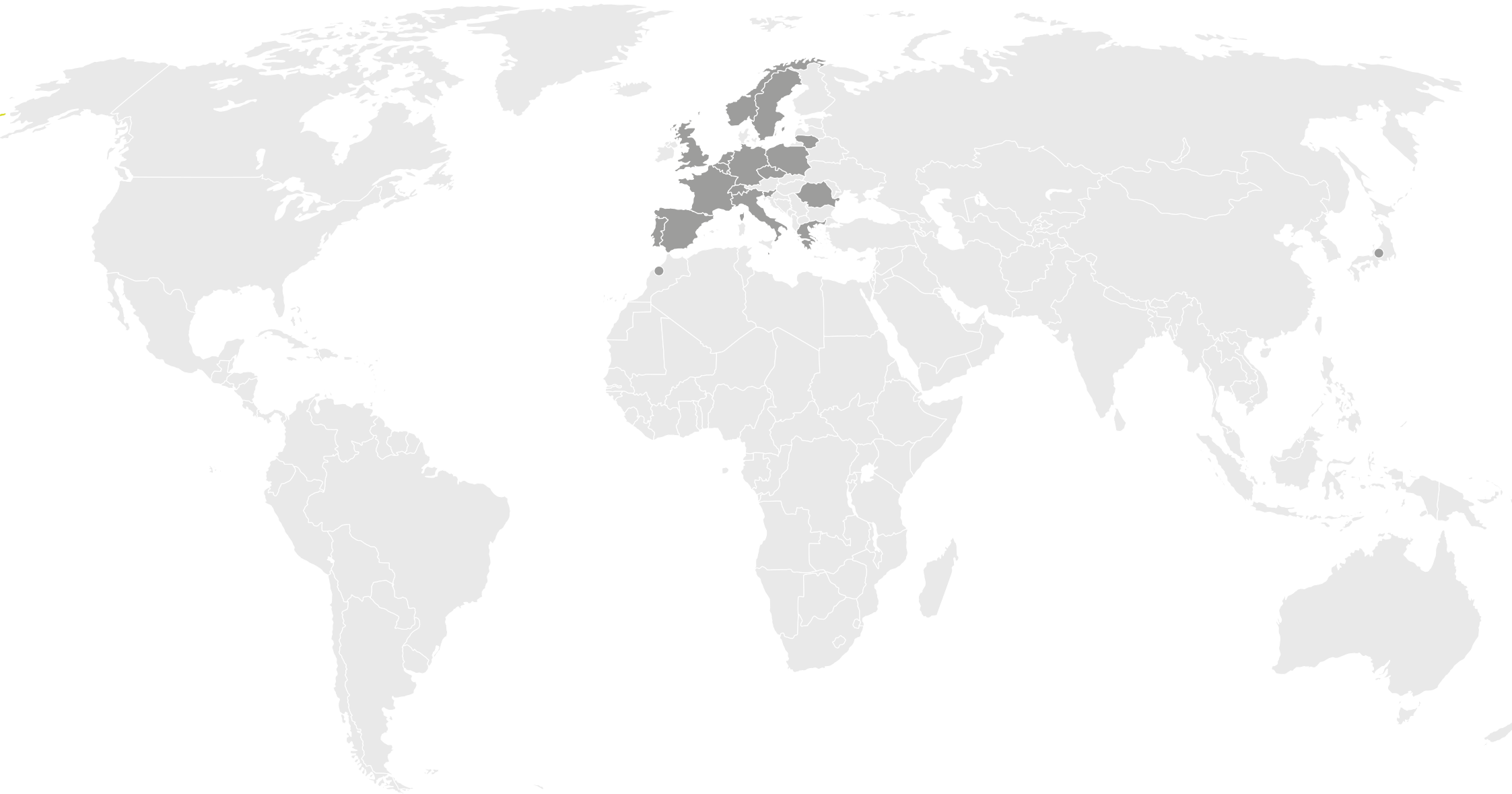
You can go to our finance department for questions regarding payments and invoicing.

[finance@metalfire.eu](mailto:finance@metalfire.eu)


# PROUD TO BE 100% “MADE IN BELGIUM”

While we take great pride in having our fireplaces produced locally in Belgium, we also rely on our partners to take them to a global audience. Together, we want to continue to make our fireplaces a 'local global success', benefitting our partners, Metalfire and – of course – fireplace enthusiasts around the globe.

LOCALLY MADE,  
**GLOBALLY ENJOYED**




NOTES







NOTES



NOTES



NOTES

















RECOGNISE THE ORIGINAL

Metalfire+ BV  
Noorwegenstraat 28  
9940 Evergem-Belgium  
+32 (0) 9 261 51 90

info@metalfire.eu  
  metalfire.eu

**Architectural  
Fire  
Places**

*Metalfire*

MADE IN BELGIUM

Metalfire+ preserves the right to modify specifications and prices without previous notice and is not liable for printing errors - 2023