

# metalfire



| architectural fireplaces |

**model**      **UNIVERSAL MF 1300-75 W 1S**

**Dimensions (mm)**

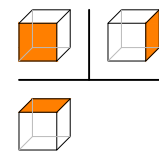
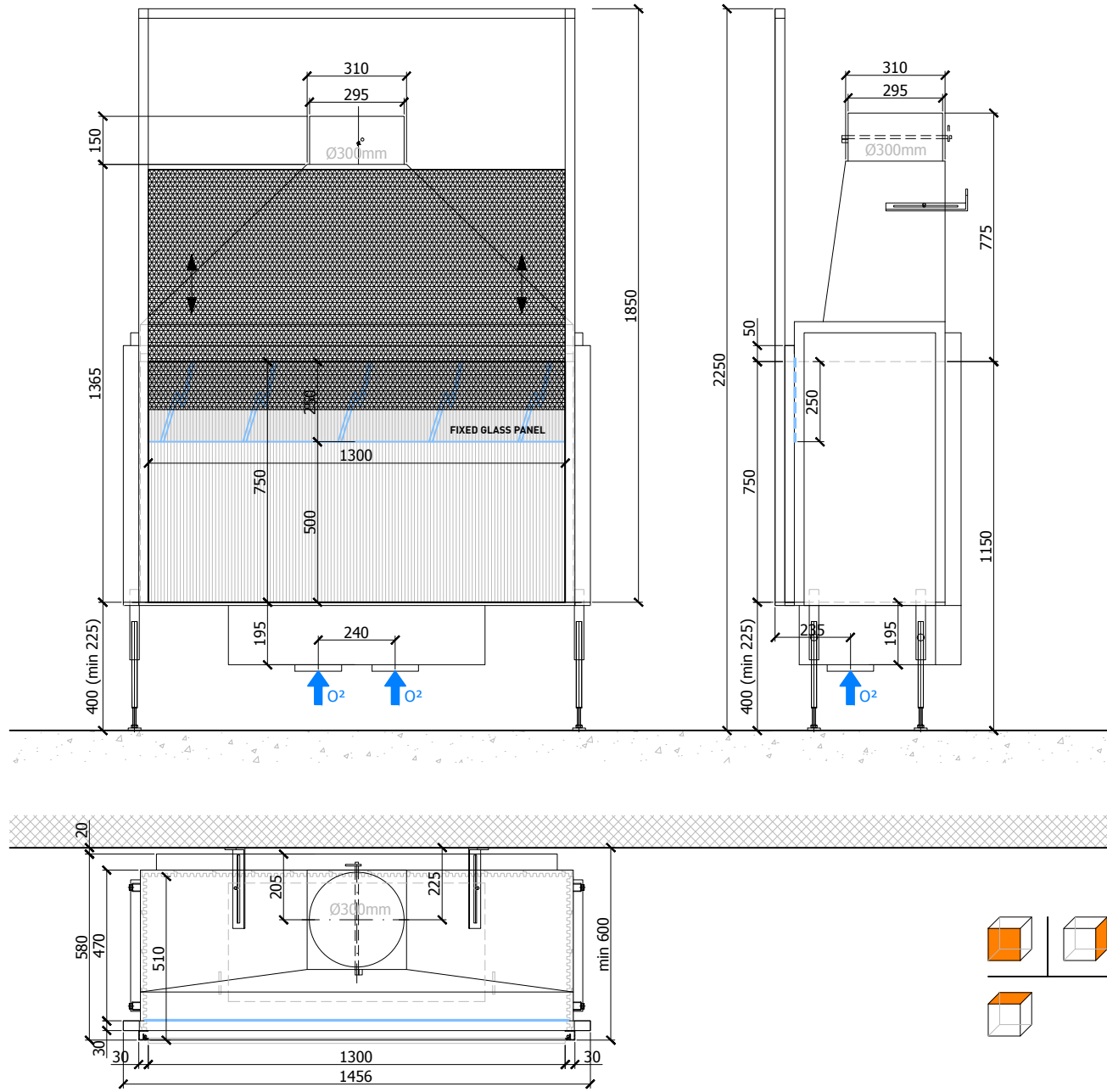
- combustion chamber WxDxH    1300 x 510 x 750
- external WxDxH                1456 x 580 x 2250
- stoke grate WxD                800 x 370
- fresh air                         2 x Ø150

**Specifications**

- finishing: heat-resistant black paint
- lockable valve for fresh air and smoke gases
- heat-resistant glass panel height 250mm
- two-piece cast iron stoke grate
- sliding door in metal wire mesh  (black H-R paint)
- back and sides of combustion chamber: ribbed cast iron 

**Options**

- chimney fan RSV 14
- convection jacket (see options)



scale 1:20

[www.metalfire.eu](http://www.metalfire.eu)

General dimensional tolerances up to 6mm  
Metalfire preserves the right to modify specifications without previous notice